

## Data Quality Scores

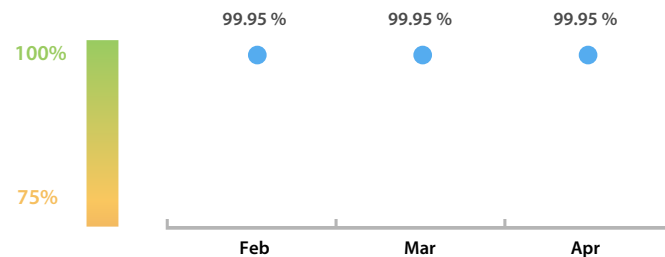
### LEI Issuer Total Data Quality Score

The LEI Issuer Total Data Quality Score is calculated as the equal weighted average of the 11 'Data Quality Criteria'.




### LEI Issuer Total Data Quality Score Trend

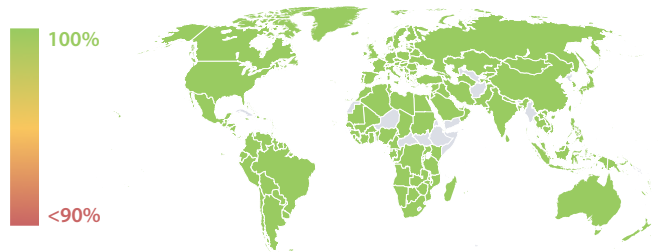
Progress achieved with regard to the continuous optimization of the data quality based on the LEI Issuer Total Data Quality Score.



### LEI Issuer Data Quality (●) against LEI Pool Average (■)



### Data Quality in Covered Countries



### Top 5 Failing Checks

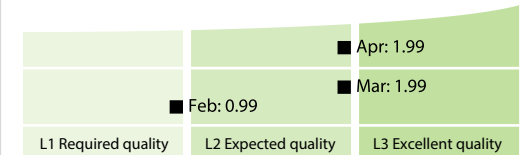
	# Failed Records	Check description
<a href="#">C000291</a>	10,480	If the ultimate parent is public: The ultimate par...
<a href="#">C000282</a>	1,956	The Legal Form in the name, matches the ELF C...
<a href="#">C000243</a>	1,153	This LEI must not have any parent RR record in R...
<a href="#">C000276</a>	218	RegistrationAuthorityEntityID is in an expected f...
<a href="#">C000146</a>	165	NextRenewalDate >= ContentDate and NextRen...

### Data Quality Criteria

	Apr	Mar	# Checks	# Failed Records
Accessibility	100.00 %	100.00 %	1	0 (0 %)
Accuracy	100.00 %	100.00 %	8	0 (0 %)
Completeness	99.90 %	99.91 %	3	1,187 (0.27 %)
Comprehensiveness	100.00 %	100.00 %	2	0 (0 %)
Consistency	99.88 %	99.88 %	21	10,481 (2.42 %)
Currency	99.98 %	99.98 %	1	74 (0.01 %)
Integrity	99.99 %	99.99 %	18	3 (< 0.01 %)
Provenance	99.74 %	99.74 %	2	2,172 (0.50 %)
Representation	100.00 %	100.00 %	2	0 (0 %)
Uniqueness	99.99 %	99.99 %	2	39 (< 0.01 %)
Validity	99.99 %	99.99 %	15	219 (0.05 %)

The Data Quality criteria is expected to contain 12 dimensions. Currently a subset of 11 criteria is implemented, to the detriment of the score, as they are averaged on all of them. This is expected to change, on a nonfixed timeline, to include all 12 dimensions.

## Quality Maturity Level



## Statistics

Totals	Values
Managed LEIs	432,092 (+0.95 %)
Active entities managed	424,399 (+0.92 %)
Inactive entities managed	7,693 (+3.05 %)
Covered countries	207 (+0.48 %)
New lapsed LEIs *	3,979 (-30.90 %)

Level 2 Info	Values
LEIs with LEI parent relationships	44,207 (+3.17 %)
LEIs with complete parent information	322,772 (+1.30 %)

Duplicates	Values
Total LEIs marked as duplicate **	2,220 (+1.27 %)
Duplicate percentage of managed LEIs	< 1 % (+0.31 %)

Challenges	Values
Challenges this month	107 (+13.82 %)
Duplicates found this month	17 (> 100 %)
Updates to entity information this month	48 (-4.00 %)

Files	Values
No. of days per month with CDF-compliant file uploads	30 / 30 (+/- 0 %)

\* Please see our Business Report [www.gleif.org/business-reports](http://www.gleif.org/business-reports) for detailed information around lapsed LEIs.

\*\* RegistrationStatus = DUPLICATE