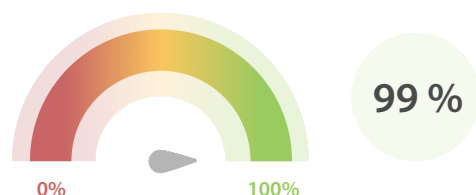


Global LEI Data Quality Report | April 2019

Data Quality Scores

LEI Total Data Quality Score

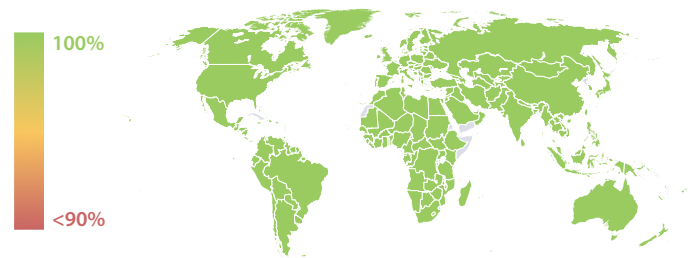
The LEI Total Data Quality Score is calculated as the equal weighted average of the 11 'Data Quality Criteria' listed below.



Summary

The GLEIF data quality program allows the quality of the LEI data pool to be monitored, assessed and further optimized. The results of the assessment performed on 30 April 2019 confirm the consistently high level of data quality identified with earlier reports: the Total Data Quality Score remains above 99%.

Data Quality Heat Map in Covered Countries

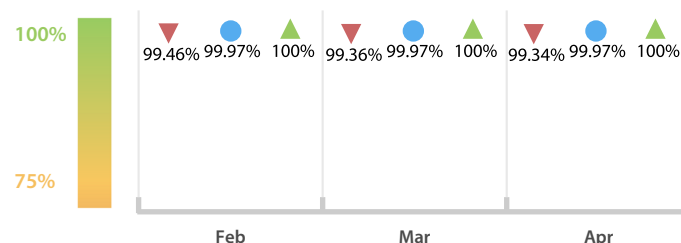


Top 5 Failing Checks

	# Failed Records	# LEI Issuers	LEI Issuer with highest failure ratio
C000291	12,452	26	Strate
C000282	3,612	19	Strate
C000243	1,718	26	Strate
C000276	496	10	CSD Prague
C000180	298	11	Ubisecure Oy

LEI Total Data Quality Score Trend

Progress achieved with regard to the continuous optimization of the data quality based on the LEI Total Data Quality Score.



● Total Data Quality Score ▲ Highest LEI Issuer Score ▼ Lowest LEI Issuer Score

Data Quality Criteria

	Apr	Mar	# Checks	# Failed Records
Accessibility	100.00 %	99.99 %	1	0 (0 %)
Accuracy	99.99 %	99.99 %	8	8 (< 0.01 %)
Completeness	99.95 %	99.95 %	3	1,754 (0.12 %)
Comprehensiveness	100.00 %	100.00 %	2	0 (0 %)
Consistency	99.95 %	99.95 %	21	12,642 (0.89 %)
Currency	99.99 %	99.99 %	1	74 (< 0.01 %)
Integrity	99.99 %	99.99 %	18	19 (< 0.01 %)
Provenance	99.85 %	99.85 %	2	4,103 (0.29 %)
Representation	100.00 %	100.00 %	2	0 (0 %)
Uniqueness	99.98 %	99.99 %	2	315 (0.02 %)
Validity	99.99 %	99.99 %	15	542 (0.03 %)

The Data Quality criteria is expected to contain 12 dimensions. Currently a subset of 11 criteria is implemented, to the detriment of the score, as they are averaged on all of them. This is expected to change, on a nonfixed timeline, to include all 12 dimensions.

Quality Maturity Level

Average maturity level: 0.99

Apr 23/33 (69 %)	Apr 6/33 (18 %)	Apr 4/33 (12 %)
Mar 23/33 (69 %) Feb 24/33 (72 %)	Mar 4/33 (12 %) Feb 3/33 (9 %)	Mar 2/33 (6 %) Feb 3/33 (9 %)
LEI issuers achieving maturity level 1	LEI issuers achieving maturity level 2	LEI issuers achieving maturity level 3
L1 Required quality	L2 Expected quality	L3 Excellent quality

Statistics

Totals	Values
Total LEI records	1,412,195 (+1.27 %)
New issued LEIs	17,084 (-22.35 %)
Renewed LEIs	40,361 (-25.15 %)
New lapsed LEIs *	13,197 (-29.43 %)
Countries	223 (+/- 0 %)
LEI Issuers	33 (+/- 0 %)

Level 2 Info	Values
LEIs with LEI parent relationships	103,535 (+2.34 %)
LEIs with complete parent information	1,218,932 (+1.47 %)

Duplicates	Values
Total LEIs marked as duplicate **	3,702 (+1.42 %)
Duplicate percentage of total LEI records	< 1 % (+0.15 %)
LEIs marked as duplicate this month	47 (+9.30 %)

Challenges	Values
Challenges this month	264 (+12.34 %)
Duplicates found this month	36 (> 100 %)
Updates to entity information this month	112 (-4.27 %)

* Please see our Business Report www.gleif.org/business-reports for detailed information around lapsed LEIs.

** RegistrationStatus = DUPLICATE