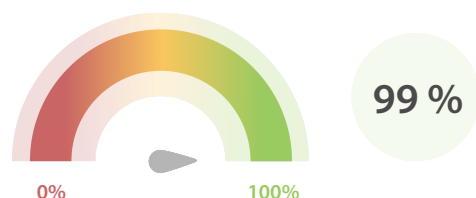


Global LEI Data Quality Report | April 2020

Data Quality Scores

LEI Total Data Quality Score

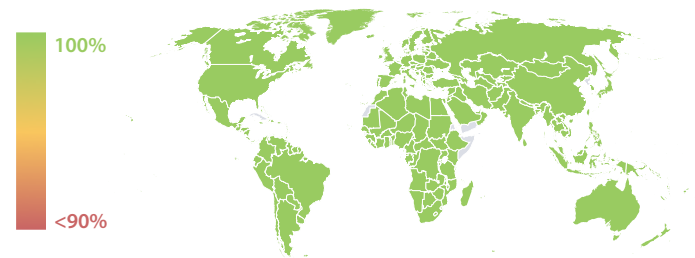
The LEI Total Data Quality Score is calculated as the equal weighted average of the 11 'Data Quality Criteria' listed below.



Summary

The assessment conducted on 30 April 2020 shows that the majority of LEI issuers continue to achieve the required data quality (32 out of 34). Despite the global pandemic over the last few months, we still observe high and stable distinct maturity scores in the Global LEI System.

Data Quality Heat Map in Covered Countries

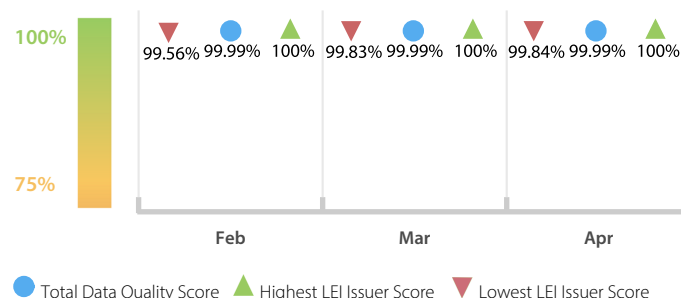


Top 5 Failing Checks

	# Failed Records	# LEI Issuers	LEI Issuer with highest failure ratio
C000291	7,310	19	Strate
C000243	2,115	22	Strate
C000276	219	7	EQS
C000249	110	1	Kamer van Koophandel ...
C000255	82	2	Business Entity Data BV

LEI Total Data Quality Score Trend

Progress achieved with regard to the continuous optimization of the data quality based on the LEI Total Data Quality Score.



Data Quality Criteria

	Apr	Mar	# Checks	# Failed Records
Accessibility	100.00 %	100.00 %	1	0 (0 %)
Accuracy	99.99 %	100.00 %	8	1 (< 0.01 %)
Completeness	99.95 %	99.95 %	3	2,141 (0.13 %)
Comprehensiveness	100.00 %	99.99 %	2	0 (0 %)
Consistency	99.97 %	99.97 %	21	7,432 (0.45 %)
Currency	99.99 %	99.99 %	1	75 (< 0.01 %)
Integrity	100.00 %	99.99 %	18	0 (0 %)
Provenance	99.98 %	99.98 %	1	219 (0.01 %)
Representation	100.00 %	100.00 %	2	0 (0 %)
Uniqueness	99.99 %	99.99 %	2	2 (< 0.01 %)
Validity	99.99 %	99.99 %	15	90 (< 0.01 %)

The Data Quality criteria is expected to contain 12 dimensions. Currently a subset of 11 criteria is implemented, to the detriment of the score, as they are averaged on all of them. This is expected to change, on a nonfixed timeline, to include all 12 dimensions.

Quality Maturity Level

Average maturity level: 0.99

Apr 32/34 (94 %)	Apr 11/34 (32 %)	Apr 7/34 (20 %)
Mar 32/34 (94 %)	Mar 11/34 (32 %)	Mar 7/34 (20 %)
Feb 27/34 (79 %)	Feb 12/34 (35 %)	Feb 8/34 (23 %)
LEI issuers achieving maturity level 1	LEI issuers achieving maturity level 2	LEI issuers achieving maturity level 3
L1 Required quality	L2 Expected quality	L3 Excellent quality

Statistics

Totals	Values
Total LEI records	1,634,150 (+1.30 %)
New issued LEIs	20,655 (-35.23 %)
Renewed LEIs	54,153 (-6.26 %)
New lapsed LEIs *	16,636 (-24.36 %)
Countries	225 (+/-0 %)
LEI Issuers	34 (+/-0 %)

Level 2 Info	Values
LEIs with LEI parent relationships	123,803 (+0.22 %)
LEIs with complete parent information	1,426,894 (+1.40 %)

Duplicates	Values
Total LEIs marked as duplicate **	4,444 (+0.77 %)
Duplicate percentage of total LEI records	< 1 % (-0.52 %)
LEIs marked as duplicate this month	40 (-18.36 %)

Challenges	Values
Challenges this month	31 (+/-0 %)
Duplicates found this month	34 (-12.82 %)
Updates to entity information this month	88 (-16.98 %)

* Please see our Business Report www.gleif.org/business-reports for detailed information around lapsed LEIs.

** RegistrationStatus = DUPLICATE