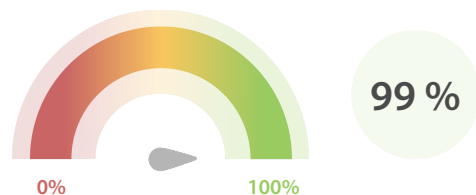


## Data Quality Scores

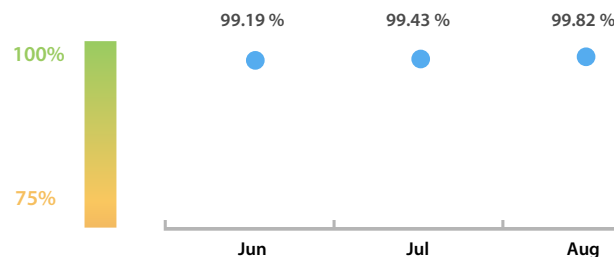
### LEI Issuer Total Data Quality Score

The LEI Issuer Total Data Quality Score is calculated as the equal weighted average of the 11 'Data Quality Criteria'.




### LEI Issuer Total Data Quality Score Trend

Progress achieved with regard to the continuous optimization of the data quality based on the LEI Issuer Total Data Quality Score.



### LEI Issuer Data Quality (●) against LEI Pool Average (■)



### Data Quality in Covered Countries



### Top 5 Failing Checks


|                         | # Failed Records | Check description                                     |
|-------------------------|------------------|---|
| <a href="#">C000245</a> | 32               | LEI has exactly one record for ultimate parent a...   |
| <a href="#">C000153</a> | 4                | ContentDate >= LastUpdateDate >= InitialRegi...       |
| <a href="#">C000280</a> | 3                | Validations sources is PARTIALLY_CORROBORAT...        |
| <a href="#">C000288</a> | 1                | The same value is not found in LegalAddress/Fir...    |
| <a href="#">C000275</a> | 1                | The country part of the RA code's legal jurisdicti... |

### Data Quality Criteria

|                   | Aug      | Jul      | # Checks | # Failed Records |
|-------------------|----------|----------|----------|------------------|
| Accessibility     | 98.87 %  | N/A      | 1        | 3 (1.12 %)       |
| Accuracy          | 100.00 % | 100.00 % | 8        | 0 (0 %)          |
| Completeness      | 99.87 %  | 99.24 %  | 3        | 1 (0.37 %)       |
| Comprehensiveness | 100.00 % | 100.00 % | 2        | 0 (0 %)          |
| Consistency       | 99.41 %  | 96.27 %  | 21       | 33 (12.35 %)     |
| Currency          | 100.00 % | 100.00 % | 1        | 0 (0 %)          |
| Integrity         | 99.91 %  | 100.00 % | 18       | 4 (1.49 %)       |
| Provenance        | 100.00 % | N/A      | 2        | 0 (0 %)          |
| Representation    | 100.00 % | N/A      | 2        | 0 (0 %)          |
| Uniqueness        | 100.00 % | 100.00 % | 2        | 0 (0 %)          |
| Validity          | 99.95 %  | 99.94 %  | 15       | 1 (0.37 %)       |

The Data Quality criteria is expected to contain 12 dimensions. Currently a subset of 11 criteria is implemented, to the detriment of the score, as they are averaged on all of them. This is expected to change, on a nonfixed timeline, to include all 12 dimensions.

## Quality Maturity Level



## Statistics

| Totals  | Values            |
|---|-------------------|
| Managed LEIs  | 267 (+0.75 %)     |
| Active entities managed                               | 263 (+0.76 %)     |
| Inactive entities managed                             | 4 (+/- 0 %)       |
| Covered countries                                     | 3 (+/- 0 %)       |
| New lapsed LEIs *                                     | 11 (> 100 %)      |
| Level 2 Info  | Values            |
| LEIs with LEI parent relationships                    | 4 (+100.00 %)     |
| LEIs with complete parent information                 | 190 (> 100 %)     |
| Duplicates  | Values            |
| Total LEIs marked as duplicate **                     | 3 (+/- 0 %)       |
| Duplicate percentage of managed LEIs                  | 1 % (-0.74 %)     |
| Challenges  | Values            |
| Challenges this month                                 | 0 (+/- 0 %)       |
| Duplicates found this month                           | 0 (+/- 0 %)       |
| Updates to entity information this month              | 0 (+/- 0 %)       |
| Files   | Values            |
| No. of days per month with CDF-compliant file uploads | 31 / 31 (+/- 0 %) |

\* Please see our Business Report [www.gleif.org/business-reports](http://www.gleif.org/business-reports) for detailed information around lapsed LEIs.

\*\* RegistrationStatus = DUPLICATE