

## Data Quality Scores

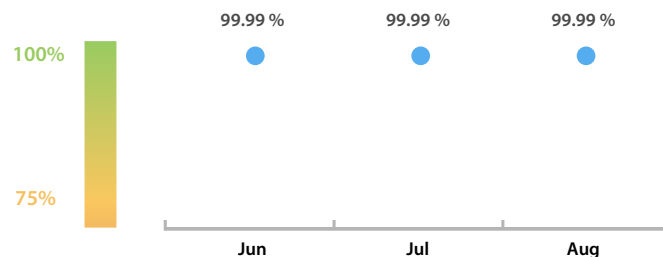
### LEI Issuer Total Data Quality Score

The LEI Issuer Total Data Quality Score is calculated as the equal weighted average of the 11 'Data Quality Criteria'.




### LEI Issuer Total Data Quality Score Trend

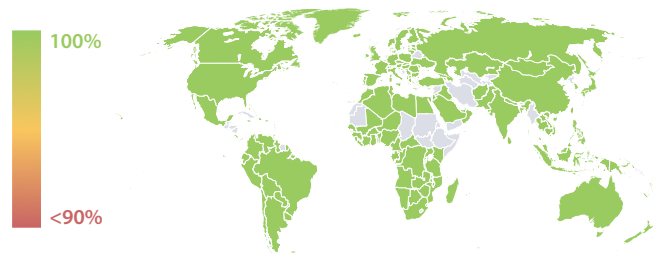
Progress achieved with regard to the continuous optimization of the data quality based on the LEI Issuer Total Data Quality Score.



### LEI Issuer Data Quality (●) against LEI Pool Average (■)



### Data Quality in Covered Countries



### Top 5 Failing Checks


	# Failed Records	Check description
<a href="#">C000291</a>	141	If the ultimate parent is public: The ultimate par...
<a href="#">C000276</a>	13	RegistrationAuthorityEntityID is in an expected f...
<a href="#">C000282</a>	6	The Legal Form in the name, matches the ELF C...
<a href="#">C000287</a>	2	There is only one branch in this country part of t...
<a href="#">C000275</a>	2	The country part of the RA code's legal jurisdicti...

### Data Quality Criteria

	Aug	Jul	# Checks	# Failed Records
Accessibility	100.00 %	N/A	1	0 (0 %)
Accuracy	100.00 %	100.00 %	8	0 (0 %)
Completeness	99.99 %	99.99 %	3	2 (< 0.01 %)
Comprehensiveness	100.00 %	100.00 %	2	0 (0 %)
Consistency	99.99 %	100.00 %	21	145 (0.08 %)
Currency	100.00 %	100.00 %	1	0 (0 %)
Integrity	99.99 %	100.00 %	18	1 (< 0.01 %)
Provenance	99.99 %	N/A	2	19 (0.01 %)
Representation	100.00 %	N/A	2	0 (0 %)
Uniqueness	99.99 %	100.00 %	2	2 (< 0.01 %)
Validity	99.99 %	100.00 %	15	2 (< 0.01 %)

The Data Quality criteria is expected to contain 12 dimensions. Currently a subset of 11 criteria is implemented, to the detriment of the score, as they are averaged on all of them. This is expected to change, on a nonfixed timeline, to include all 12 dimensions.

## Quality Maturity Level



## Statistics

Totals	Values
Managed LEIs	162,188 (+0.87 %)
Active entities managed	159,462 (+0.86 %)
Inactive entities managed	2,726 (+1.52 %)
Covered countries	175 (-0.56 %)
New lapsed LEIs *	1,479 (+12.38 %)

Level 2 Info	Values
LEIs with LEI parent relationships	12,478 (-2.40 %)
LEIs with complete parent information	159,034 (+0.89 %)

Duplicates	Values
Total LEIs marked as duplicate **	366 (+0.54 %)
Duplicate percentage of managed LEIs	< 1 % (-0.32 %)

Challenges	Values
Challenges this month	41 (> 100 %)
Duplicates found this month	4 (+100.00 %)
Updates to entity information this month	31 (> 100 %)

Files	Values
No. of days per month with CDF-compliant file uploads	31 / 31 (+/- 0 %)

\* Please see our Business Report [www.gleif.org/business-reports](http://www.gleif.org/business-reports) for detailed information around lapsed LEIs.

\*\* RegistrationStatus = DUPLICATE