

## Data Quality Scores

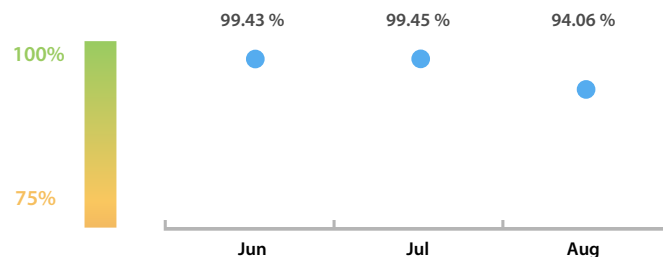
### LEI Issuer Total Data Quality Score

The LEI Issuer Total Data Quality Score is calculated as the equal weighted average of the 11 'Data Quality Criteria'.




### LEI Issuer Total Data Quality Score Trend

Progress achieved with regard to the continuous optimization of the data quality based on the LEI Issuer Total Data Quality Score.



### LEI Issuer Data Quality (●) against LEI Pool Average (■)



### Data Quality in Covered Countries



### Top 5 Failing Checks


	# Failed Records	Check description
<a href="#">C000280</a>	220	Validations sources is PARTIALLY_CORROBORAT...
<a href="#">C000291</a>	124	If the ultimate parent is public: The ultimate par...
<a href="#">C000245</a>	114	LEI has exactly one record for ultimate parent a...
<a href="#">C000259</a>	22	ValidationAuthorityID is RA999999 or Validation...
<a href="#">C000282</a>	12	The Legal Form in the name, matches the ELF C...

### Data Quality Criteria

	Aug	Jul	# Checks	# Failed Records
Accessibility	41.48 %	N/A	1	220 (58.51 %)
Accuracy	99.96 %	99.96 %	8	1 (0.26 %)
Completeness	99.02 %	98.64 %	3	8 (2.12 %)
Comprehensiveness	100.00 %	100.00 %	2	0 (0 %)
Consistency	96.71 %	97.63 %	21	245 (65.15 %)
Currency	100.00 %	100.00 %	1	0 (0 %)
Integrity	100.00 %	100.00 %	18	0 (0 %)
Provenance	98.40 %	N/A	2	12 (3.19 %)
Representation	100.00 %	N/A	2	0 (0 %)
Uniqueness	99.86 %	100.00 %	2	1 (0.26 %)
Validity	99.25 %	99.38 %	15	33 (8.77 %)

The Data Quality criteria is expected to contain 12 dimensions. Currently a subset of 11 criteria is implemented, to the detriment of the score, as they are averaged on all of them. This is expected to change, on a nonfixed timeline, to include all 12 dimensions.

## Quality Maturity Level



## Statistics

Totals	Values
Managed LEIs	376 (+2.17 %)
Active entities managed	376 (+2.17 %)
Inactive entities managed	0 (+/-0 %)
Covered countries	1 (+/-0 %)
New lapsed LEIs *	2 (-87.50 %)

Level 2 Info	Values
LEIs with LEI parent relationships	6 (+/-0 %)
LEIs with complete parent information	218 (+3.80 %)

Duplicates	Values
Total LEIs marked as duplicate **	0 (+/-0 %)
Duplicate percentage of managed LEIs	0 % (+/-0 %)

Challenges	Values
Challenges this month	0 (-100.00 %)
Duplicates found this month	0 (+/-0 %)
Updates to entity information this month	0 (+/-0 %)

Files	Values
No. of days per month with CDF-compliant file uploads	31 / 31 (+/-0 %)

\* Please see our Business Report [www.gleif.org/business-reports](http://www.gleif.org/business-reports) for detailed information around lapsed LEIs.

\*\* RegistrationStatus = DUPLICATE