

Data Quality Scores

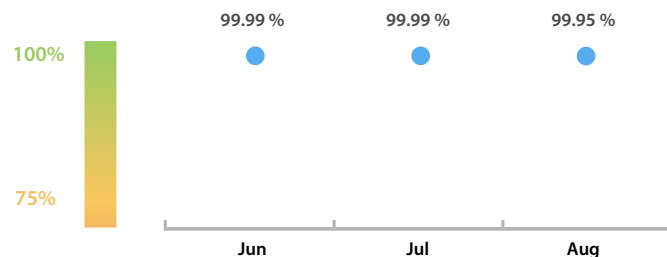
LEI Issuer Total Data Quality Score

The LEI Issuer Total Data Quality Score is calculated as the equal weighted average of the 11 'Data Quality Criteria'.




LEI Issuer Total Data Quality Score Trend

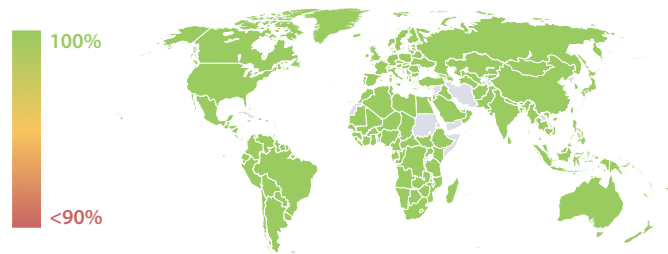
Progress achieved with regard to the continuous optimization of the data quality based on the LEI Issuer Total Data Quality Score.



LEI Issuer Data Quality (●) against LEI Pool Average (■)



Data Quality in Covered Countries



Top 5 Failing Checks


	# Failed Records	Check description
C000282	367	The Legal Form in the name, matches the ELF C...
C000291	235	If the ultimate parent is public: The ultimate par...
C000180	194	There is no repetition of the same LEI code with ...
C000263	185	They must be managed by the same LOU that m...
C000281	121	The country or subdivision of the ELF code's in t...

Data Quality Criteria

	Aug	Jul	# Checks	# Failed Records
Accessibility	100.00 %	N/A	1	0 (0 %)
Accuracy	100.00 %	100.00 %	8	0 (0 %)
Completeness	99.99 %	99.99 %	3	6 (< 0.01 %)
Comprehensiveness	100.00 %	100.00 %	2	0 (0 %)
Consistency	99.95 %	100.00 %	21	416 (0.68 %)
Currency	100.00 %	100.00 %	1	0 (0 %)
Integrity	100.00 %	100.00 %	18	0 (0 %)
Provenance	99.66 %	N/A	2	407 (0.67 %)
Representation	100.00 %	N/A	2	0 (0 %)
Uniqueness	99.83 %	99.99 %	2	194 (0.32 %)
Validity	100.00 %	100.00 %	15	0 (0 %)

The Data Quality criteria is expected to contain 12 dimensions. Currently a subset of 11 criteria is implemented, to the detriment of the score, as they are averaged on all of them. This is expected to change, on a nonfixed timeline, to include all 12 dimensions.

Quality Maturity Level



Statistics

Totals

	Values
Managed LEIs	60,379 (+4.22 %)
Active entities managed	60,358 (+4.20 %)
Inactive entities managed	21 (+90.90 %)
Covered countries	200 (+/- 0 %)
New lapsed LEIs *	354 (+30.14 %)

Level 2 Info

	Values
LEIs with LEI parent relationships	3,582 (+9.20 %)
LEIs with complete parent information	60,193 (+4.25 %)

Duplicates

	Values
Total LEIs marked as duplicate **	39 (+25.80 %)
Duplicate percentage of managed LEIs	< 1 % (+20.70 %)

Challenges

	Values
Challenges this month	19 (+72.72 %)
Duplicates found this month	5 (> 1000 %)
Updates to entity information this month	8 (+14.28 %)

Files

	Values
No. of days per month with CDF-compliant file uploads	31 / 31 (+/- 0 %)

* Please see our Business Report www.gleif.org/business-reports for detailed information around lapsed LEIs.

** RegistrationStatus = DUPLICATE