

## Data Quality Scores

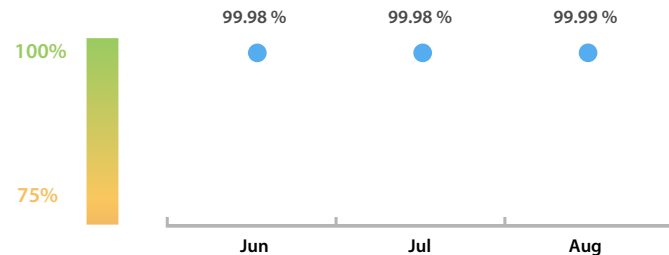
### LEI Issuer Total Data Quality Score

The LEI Issuer Total Data Quality Score is calculated as the equal weighted average of the 11 'Data Quality Criteria'.




### LEI Issuer Total Data Quality Score Trend

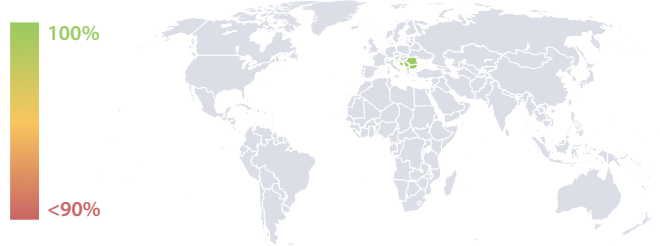
Progress achieved with regard to the continuous optimization of the data quality based on the LEI Issuer Total Data Quality Score.



### LEI Issuer Data Quality (●) against LEI Pool Average (■)



### Data Quality in Covered Countries



### Top 5 Failing Checks

|                         | # Failed Records | Check description                                     |
|-------------------------|------------------|---|
| <a href="#">C000291</a> | 14               | If the ultimate parent is public: The ultimate par... |
| <a href="#">C000243</a> | 1                | This LEI must not have any parent RR record in R...   |
| <a href="#">N/A</a>     | N/A              | N/A   |
| <a href="#">N/A</a>     | N/A              | N/A   |
| <a href="#">N/A</a>     | N/A              | N/A   |

### Data Quality Criteria

|                   | Aug      | Jul      | # Checks | # Failed Records |
|-------------------|----------|----------|----------|------------------|
| Accessibility     | 100.00 % | N/A      | 1        | 0 (0 %)          |
| Accuracy          | 100.00 % | 100.00 % | 8        | 0 (0 %)          |
| Completeness      | 99.96 %  | 99.89 %  | 3        | 1 (0.10 %)       |
| Comprehensiveness | 100.00 % | 100.00 % | 2        | 0 (0 %)          |
| Consistency       | 99.92 %  | 100.00 % | 21       | 14 (1.48 %)      |
| Currency          | 100.00 % | 100.00 % | 1        | 0 (0 %)          |
| Integrity         | 100.00 % | 100.00 % | 18       | 0 (0 %)          |
| Provenance        | 100.00 % | N/A      | 2        | 0 (0 %)          |
| Representation    | 100.00 % | N/A      | 2        | 0 (0 %)          |
| Uniqueness        | 100.00 % | 100.00 % | 2        | 0 (0 %)          |
| Validity          | 100.00 % | 100.00 % | 15       | 0 (0 %)          |

The Data Quality criteria is expected to contain 12 dimensions. Currently a subset of 11 criteria is implemented, to the detriment of the score, as they are averaged on all of them. This is expected to change, on a nonfixed timeline, to include all 12 dimensions.

## Quality Maturity Level



## Statistics

| Totals                    | Values        |
|---------------------------|---------------|
| Managed LEIs              | 945 (+3.73 %) |
| Active entities managed   | 928 (+3.80 %) |
| Inactive entities managed | 17 (+/- 0 %)  |
| Covered countries         | 9 (+/- 0 %)   |
| New lapsed LEIs *         | 1 (-87.50 %)  |

| Level 2 Info                          | Values        |
|---------------------------------------|---------------|
| LEIs with LEI parent relationships    | 283 (+3.66 %) |
| LEIs with complete parent information | 895 (+4.06 %) |

| Duplicates                           | Values        |
|--------------------------------------|---------------|
| Total LEIs marked as duplicate **    | 0 (+/- 0 %)   |
| Duplicate percentage of managed LEIs | 0 % (+/- 0 %) |

| Challenges                               | Values      |
|--|-------------|
| Challenges this month                    | 0 (+/- 0 %) |
| Duplicates found this month              | 0 (+/- 0 %) |
| Updates to entity information this month | 0 (+/- 0 %) |

| Files   | Values            |
|---|-------------------|
| No. of days per month with CDF-compliant file uploads | 31 / 31 (+/- 0 %) |

\* Please see our Business Report [www.gleif.org/business-reports](http://www.gleif.org/business-reports) for detailed information around lapsed LEIs.

\*\* RegistrationStatus = DUPLICATE