

## Data Quality Scores

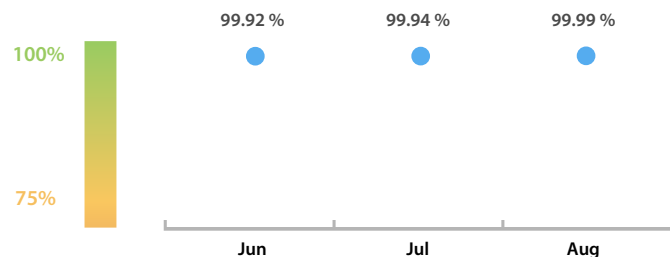
### LEI Issuer Total Data Quality Score

The LEI Issuer Total Data Quality Score is calculated as the equal weighted average of the 11 'Data Quality Criteria'.




### LEI Issuer Total Data Quality Score Trend

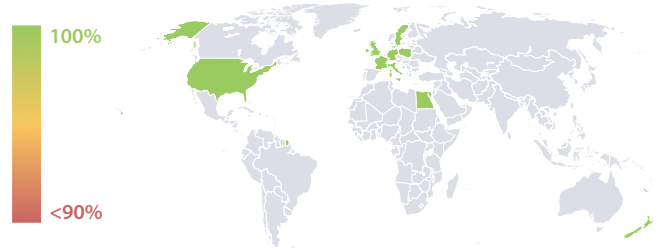
Progress achieved with regard to the continuous optimization of the data quality based on the LEI Issuer Total Data Quality Score.



### LEI Issuer Data Quality (●) against LEI Pool Average (■)



### Data Quality in Covered Countries



### Top 5 Failing Checks


|                         | # Failed Records | Check description                                     |
|-------------------------|------------------|---|
| <a href="#">C000291</a> | 178              | If the ultimate parent is public: The ultimate par... |
| <a href="#">C000243</a> | 150              | This LEI must not have any parent RR record in R...   |
| <a href="#">C000245</a> | 42               | LEI has exactly one record for ultimate parent a...   |
| <a href="#">C000285</a> | 6                | The RelationshipType is IS_INTERNATIONAL_BRA...       |
| <a href="#">C000282</a> | 4                | The Legal Form in the name, matches the ELF C...      |

### Data Quality Criteria

|                   | Aug      | Jul      | # Checks | # Failed Records |
|-------------------|----------|----------|----------|------------------|
| Accessibility     | 100.00 % | N/A      | 1        | 0 (0 %)          |
| Accuracy          | 100.00 % | 100.00 % | 8        | 0 (0 %)          |
| Completeness      | 99.91 %  | 99.55 %  | 3        | 150 (0.24 %)     |
| Comprehensiveness | 100.00 % | 100.00 % | 2        | 0 (0 %)          |
| Consistency       | 99.98 %  | 99.98 %  | 21       | 220 (0.35 %)     |
| Currency          | 100.00 % | 100.00 % | 1        | 0 (0 %)          |
| Integrity         | 99.99 %  | 100.00 % | 18       | 6 (< 0.01 %)     |
| Provenance        | 99.99 %  | N/A      | 2        | 4 (< 0.01 %)     |
| Representation    | 100.00 % | N/A      | 2        | 0 (0 %)          |
| Uniqueness        | 99.99 %  | 99.99 %  | 2        | 2 (< 0.01 %)     |
| Validity          | 100.00 % | 99.99 %  | 15       | 0 (0 %)          |

The Data Quality criteria is expected to contain 12 dimensions. Currently a subset of 11 criteria is implemented, to the detriment of the score, as they are averaged on all of them. This is expected to change, on a nonfixed timeline, to include all 12 dimensions.

## Quality Maturity Level



## Statistics

| Totals                    | Values           |
|---------------------------|------------------|
| Managed LEIs              | 61,838 (+1.11 %) |
| Active entities managed   | 57,514 (+1.05 %) |
| Inactive entities managed | 4,324 (+1.95 %)  |
| Covered countries         | 16 (+/- 0 %)     |
| New lapsed LEIs *         | 320 (-14.43 %)   |

| Level 2 Info                          | Values           |
|---------------------------------------|------------------|
| LEIs with LEI parent relationships    | 4,958 (-1.37 %)  |
| LEIs with complete parent information | 49,790 (+1.72 %) |

| Duplicates                           | Values          |
|--------------------------------------|-----------------|
| Total LEIs marked as duplicate **    | 104 (+/- 0 %)   |
| Duplicate percentage of managed LEIs | < 1 % (-1.10 %) |

| Challenges                               | Values       |
|--|--------------|
| Challenges this month                    | 20 (> 100 %) |
| Duplicates found this month              | 0 (+/- 0 %)  |
| Updates to entity information this month | 1 (> 1000 %) |

| Files   | Values            |
|---|-------------------|
| No. of days per month with CDF-compliant file uploads | 31 / 31 (+/- 0 %) |

\* Please see our Business Report [www.gleif.org/business-reports](http://www.gleif.org/business-reports) for detailed information around lapsed LEIs.

\*\* RegistrationStatus = DUPLICATE