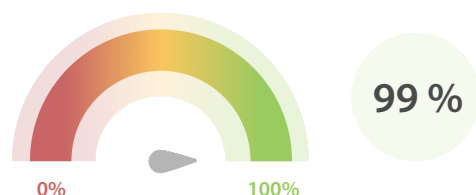


# Global LEI Data Quality Report | August 2019

## Data Quality Scores

### LEI Total Data Quality Score

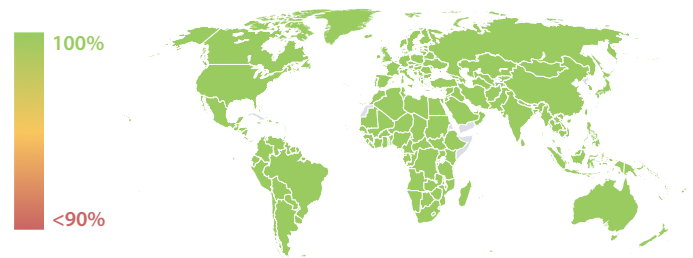
The LEI Total Data Quality Score is calculated as the equal weighted average of the 11 'Data Quality Criteria' listed below.



### Summary

The assessment performed on 31 August 2019 shows that the percentage of LEI issuers publishing their full portfolio at the required quality level remains stable above 80%. The number of LEI issuers demonstrating expected or excellent data quality increased slightly compared to the last reporting period. The Total Data Quality Score remains stable above 99%.

### Data Quality Heat Map in Covered Countries

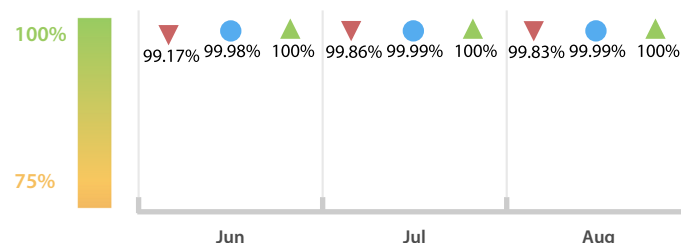


### Top 5 Failing Checks

	# Failed Records	# LEI Issuers	LEI Issuer with highest failure ratio
<a href="#">C000291</a>	7,532	23	Strate
<a href="#">C000243</a>	1,814	23	Strate
<a href="#">C000276</a>	233	6	EQS
<a href="#">C000249</a>	160	1	Kamer van Koophandel (KvK)
<a href="#">C000146</a>	109	4	KDD Slovenia

### LEI Total Data Quality Score Trend

Progress achieved with regard to the continuous optimization of the data quality based on the LEI Total Data Quality Score.



● Total Data Quality Score ▲ Highest LEI Issuer Score ▼ Lowest LEI Issuer Score

### Data Quality Criteria

	Aug	Jul	# Checks	# Failed Records
Accessibility	99.99 %	100.00 %	1	1 (< 0.01 %)
Accuracy	99.99 %	99.99 %	8	1 (< 0.01 %)
Completeness	99.95 %	99.95 %	3	1,857 (0.12 %)
Comprehensiveness	100.00 %	100.00 %	2	0 (0 %)
Consistency	99.97 %	99.97 %	21	7,702 (0.52 %)
Currency	99.99 %	99.99 %	1	78 (< 0.01 %)
Integrity	99.99 %	99.99 %	18	3 (< 0.01 %)
Provenance	99.98 %	99.98 %	1	233 (0.01 %)
Representation	99.99 %	100.00 %	2	1 (< 0.01 %)
Uniqueness	99.99 %	99.99 %	2	5 (< 0.01 %)
Validity	99.99 %	99.99 %	15	217 (0.01 %)

The Data Quality criteria is expected to contain 12 dimensions. Currently a subset of 11 criteria is implemented, to the detriment of the score, as they are averaged on all of them. This is expected to change, on a nonfixed timeline, to include all 12 dimensions.

## Quality Maturity Level

Average maturity level: 0.99

Aug 27/33 (81 %)	Aug 7/33 (21 %)	Aug 6/33 (18 %)
Jul 27/33 (81 %) Jun 29/33 (87 %)	Jul 5/33 (15 %) Jun 6/33 (18 %)	Jul 4/33 (12 %) Jun 5/33 (15 %)
LEI issuers achieving maturity level 1	LEI issuers achieving maturity level 2	LEI issuers achieving maturity level 3
L1 Required quality	L2 Expected quality	L3 Excellent quality

## Statistics

Totals	Values
Total LEI records	1,472,740 (+0.96 %)
New issued LEIs	13,782 (-4.09 %)
Renewed LEIs	45,473 (+4.70 %)
New lapsed LEIs *	12,364 (+6.65 %)
Countries	225 (+0.44 %)
LEI Issuers	33 (+/- 0 %)

Level 2 Info	Values
LEIs with LEI parent relationships	113,249 (+3.23 %)
LEIs with complete parent information	1,277,504 (+1.01 %)

Duplicates	Values
Total LEIs marked as duplicate **	4,046 (+1.73 %)
Duplicate percentage of total LEI records	< 1 % (+0.75 %)
LEIs marked as duplicate this month	106 (-10.16 %)

Challenges	Values
Challenges this month	261 (-29.45 %)
Duplicates found this month	44 (-47.61 %)
Updates to entity information this month	83 (-38.51 %)

\* Please see our Business Report [www.gleif.org/business-reports](http://www.gleif.org/business-reports) for detailed information around lapsed LEIs.

\*\* RegistrationStatus = DUPLICATE