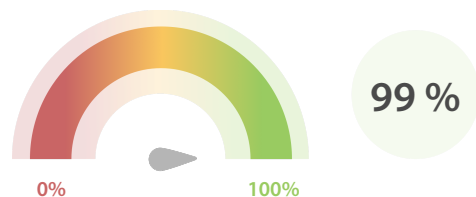


## Data Quality Scores

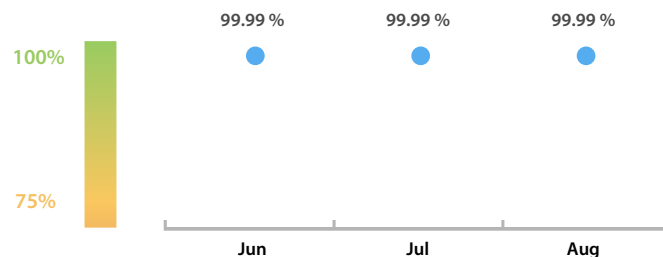
### LEI Issuer Total Data Quality Score

The LEI Issuer Total Data Quality Score is calculated as the equal weighted average of the 11 'Data Quality Criteria'.




### LEI Issuer Total Data Quality Score Trend

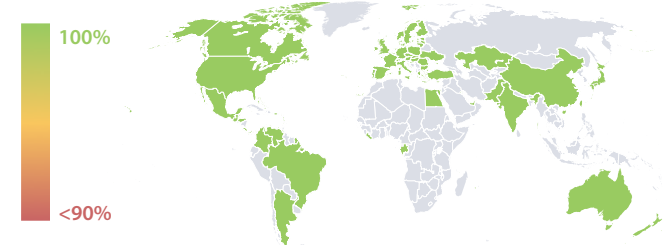
Progress achieved with regard to the continuous optimization of the data quality based on the LEI Issuer Total Data Quality Score.



### LEI Issuer Data Quality (●) against LEI Pool Average (■)



### Data Quality in Covered Countries



### Top 5 Failing Checks

	# Failed Records	Check description
<a href="#">C000291</a>	15	If the ultimate parent is public: Th...
<a href="#">C000243</a>	7	This LEI must not have any parent ...
<a href="#">C000276</a>	5	RegistrationAuthorityEntity...
<a href="#">C000289</a>	4	The same value is not found in He...
<a href="#">C000288</a>	4	The same value is not found in Le...

### Data Quality Criteria

	Aug	Jul	# Checks	# Failed Records
Accessibility	100.00 %	100.00 %	1	0 (0 %)
Accuracy	100.00 %	100.00 %	8	0 (0 %)
Completeness	99.98 %	99.99 %	3	11 (0.02 %)
Comprehensiveness	100.00 %	100.00 %	2	0 (0 %)
Consistency	99.99 %	99.99 %	21	15 (0.03 %)
Currency	100.00 %	100.00 %	1	0 (0 %)
Integrity	100.00 %	100.00 %	18	0 (0 %)
Provenance	99.98 %	99.99 %	1	5 (0.01 %)
Representation	100.00 %	100.00 %	2	0 (0 %)
Uniqueness	100.00 %	100.00 %	2	0 (0 %)
Validity	100.00 %	100.00 %	15	0 (0 %)

The Data Quality criteria is expected to contain 12 dimensions. Currently a subset of 11 criteria is implemented, to the detriment of the score, as they are averaged on all of them. This is expected to change, on a nonfixed timeline, to include all 12 dimensions.

## Quality Maturity Level



## Statistics

Totals	Values
Managed LEIs	46,558 (+1.14 %)
Active entities managed	46,007 (+1.14 %)
Inactive entities managed	551 (+1.84 %)
Covered countries	80 (+/-0 %)
New lapsed LEIs *	339 (+33.46 %)

Level 2 Info	Values
LEIs with LEI parent relationships	1,207 (+0.91 %)
LEIs with complete parent information	45,562 (+1.13 %)

Duplicates	Values
Total LEIs marked as duplicate **	62 (+/-0 %)
Duplicate percentage of managed LEIs	< 1 % (-1.13 %)

Challenges	Values
Challenges this month	5 (> 100 %)
Duplicates found this month	0 (-100.00 %)
Updates to entity information this month	3 (> 1000 %)

Files	Values
No. of days per month with CDF-compliant file uploads	31 / 31 (+/-0 %)

\* Please see our Business Report [www.gleif.org/business-reports](http://www.gleif.org/business-reports) for detailed information around lapsed LEIs.

\*\* RegistrationStatus = DUPLICATE