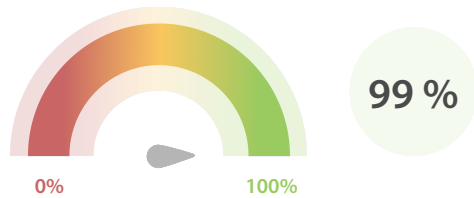


## Data Quality Scores

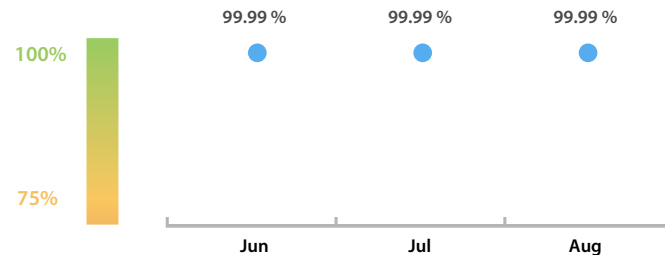
### LEI Issuer Total Data Quality Score

The LEI Issuer Total Data Quality Score is calculated as the equal weighted average of the 11 'Data Quality Criteria'.




### LEI Issuer Total Data Quality Score Trend

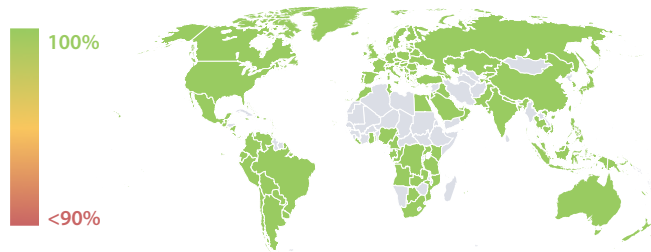
Progress achieved with regard to the continuous optimization of the data quality based on the LEI Issuer Total Data Quality Score.



### LEI Issuer Data Quality (●) against LEI Pool Average (■)



### Data Quality in Covered Countries



### Top 5 Failing Checks

	# Failed Records	Check description
<a href="#">C000243</a>	4	This LEI must not have any parent ...
<a href="#">C000276</a>	3	RegistrationAuthorityEntity...
<a href="#">C000291</a>	2	If the ultimate parent is public: Th...
<a href="#">C000146</a>	2	NextRenewalDate >= ContentDate ...
<a href="#">C000180</a>	1	There is no repetition of the sa...

### Data Quality Criteria

	Aug	Jul	# Checks	# Failed Records
Accessibility	100.00 %	100.00 %	1	0 (0 %)
Accuracy	100.00 %	100.00 %	8	0 (0 %)
Completeness	99.99 %	99.99 %	3	4 (< 0.01 %)
Comprehensiveness	100.00 %	100.00 %	2	0 (0 %)
Consistency	99.99 %	99.99 %	21	2 (< 0.01 %)
Currency	100.00 %	100.00 %	1	0 (0 %)
Integrity	100.00 %	100.00 %	18	0 (0 %)
Provenance	99.99 %	99.99 %	1	3 (< 0.01 %)
Representation	100.00 %	100.00 %	2	0 (0 %)
Uniqueness	99.99 %	100.00 %	2	1 (< 0.01 %)
Validity	99.99 %	100.00 %	15	2 (< 0.01 %)

The Data Quality criteria is expected to contain 12 dimensions. Currently a subset of 11 criteria is implemented, to the detriment of the score, as they are averaged on all of them. This is expected to change, on a nonfixed timeline, to include all 12 dimensions.

## Quality Maturity Level

		Aug: 1.99
		Jul: 1.99
		Jun: 1.99
L1 Required quality	L2 Expected quality	L3 Excellent quality

## Statistics

Totals	Values
Managed LEIs	150,354 (+0.34 %)
Active entities managed	139,735 (+0.29 %)
Inactive entities managed	10,619 (+0.96 %)
Covered countries	154 (+/-0 %)
New lapsed LEIs *	801 (+4.16 %)

Level 2 Info	Values
LEIs with LEI parent relationships	14,664 (+0.22 %)
LEIs with complete parent information	123,812 (+0.30 %)

Duplicates	Values
Total LEIs marked as duplicate **	409 (+0.24 %)
Duplicate percentage of managed LEIs	< 1 % (-0.09 %)

Challenges	Values
Challenges this month	13 (+30.00 %)
Duplicates found this month	0 (-100.00 %)
Updates to entity information this month	7 (> 100 %)

Files	Values
No. of days per month with CDF-compliant file uploads	31 / 31 (+/-0 %)

\* Please see our Business Report [www.gleif.org/business-reports](http://www.gleif.org/business-reports) for detailed information around lapsed LEIs.

\*\* RegistrationStatus = DUPLICATE