

## Data Quality Scores

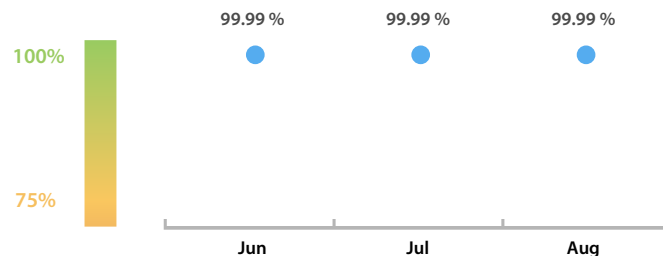
### LEI Issuer Total Data Quality Score

The LEI Issuer Total Data Quality Score is calculated as the equal weighted average of the 11 'Data Quality Criteria'.




### LEI Issuer Total Data Quality Score Trend

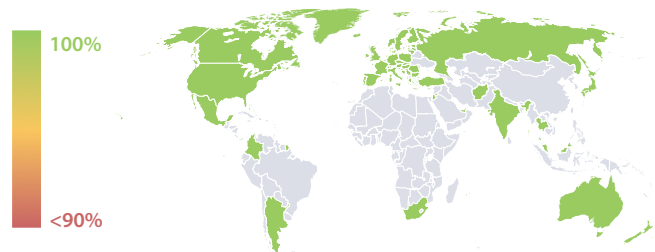
Progress achieved with regard to the continuous optimization of the data quality based on the LEI Issuer Total Data Quality Score.



### LEI Issuer Data Quality (●) against LEI Pool Average (■)



### Data Quality in Covered Countries



### Top 5 Failing Checks

	# Failed Records	Check description
<a href="#">C000276</a>	3	RegistrationAuthorityEntity...
<a href="#">C000262</a>	3	Relationships' NextRenewalDat...
<a href="#">C000261</a>	1	The RegistrationStatus of all t...
<a href="#">C000243</a>	1	This LEI must not have any parent ...
<a href="#">N/A</a>	N/A	N/A

### Data Quality Criteria

	Aug	Jul	# Checks	# Failed Records
Accessibility	100.00 %	100.00 %	1	0 (0 %)
Accuracy	100.00 %	100.00 %	8	0 (0 %)
Completeness	99.99 %	99.99 %	3	1 (< 0.01 %)
Comprehensiveness	100.00 %	100.00 %	2	0 (0 %)
Consistency	99.99 %	99.99 %	21	3 (< 0.01 %)
Currency	100.00 %	100.00 %	1	0 (0 %)
Integrity	100.00 %	100.00 %	18	0 (0 %)
Provenance	99.99 %	99.99 %	1	3 (< 0.01 %)
Representation	100.00 %	100.00 %	2	0 (0 %)
Uniqueness	100.00 %	100.00 %	2	0 (0 %)
Validity	100.00 %	99.99 %	15	0 (0 %)

The Data Quality criteria is expected to contain 12 dimensions. Currently a subset of 11 criteria is implemented, to the detriment of the score, as they are averaged on all of them. This is expected to change, on a nonfixed timeline, to include all 12 dimensions.

## Quality Maturity Level



## Statistics

### Totals

Totals	Values
Managed LEIs	48,758 (+5.68 %)
Active entities managed	48,663 (+5.66 %)
Inactive entities managed	95 (+13.09 %)
Covered countries	73 (+10.60 %)
New lapsed LEIs *	581 (-7.33 %)

### Level 2 Info

Level 2 Info	Values
LEIs with LEI parent relationships	663 (+4.57 %)
LEIs with complete parent information	48,695 (+5.69 %)

### Duplicates

Duplicates	Values
Total LEIs marked as duplicate **	35 (+9.37 %)
Duplicate percentage of managed LEIs	< 1 % (+3.49 %)

### Challenges

Challenges	Values
Challenges this month	5 (-58.33 %)
Duplicates found this month	2 (> 1000 %)
Updates to entity information this month	3 (+/- 0 %)

### Files

Files	Values
No. of days per month with CDF-compliant file uploads	31 / 31 (+/- 0 %)

\* Please see our Business Report [www.gleif.org/business-reports](http://www.gleif.org/business-reports) for detailed information around lapsed LEIs.

\*\* RegistrationStatus = DUPLICATE