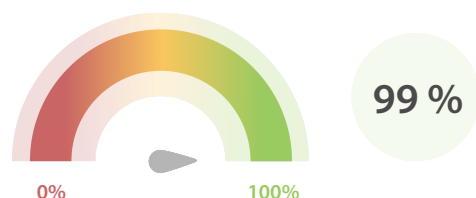


Global LEI Data Quality Report | August 2020

Data Quality Scores

LEI Total Data Quality Score

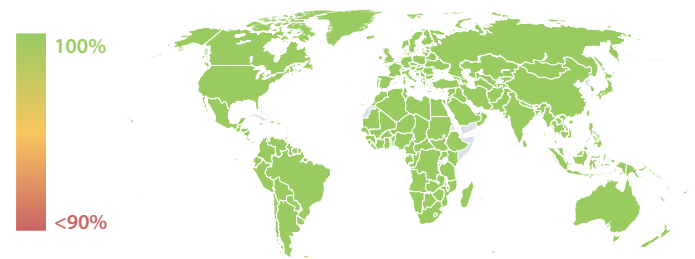
The LEI Total Data Quality Score is calculated as the equal weighted average of the 11 'Data Quality Criteria' listed below.



Summary

The assessment conducted on 31 August 2020 shows that 33 out of 36 LEI Issuers continue to achieve the required data quality. This measure remains stable above 90% for the last six reporting periods. The number of LEI Issuers achieving maturity level 2 and 3 stay above one third and one quarter, respectively.

Data Quality Heat Map in Covered Countries

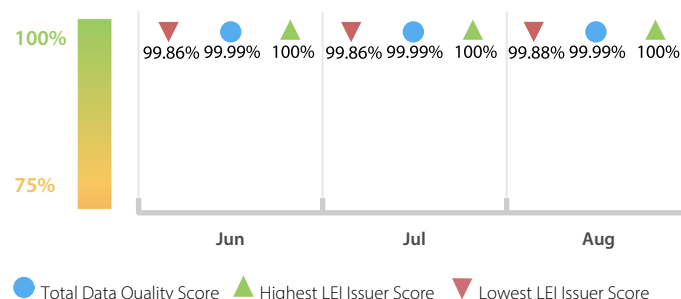


Top 5 Failing Checks

	# Failed Records	# LEI Issuers	LEI Issuer with highest failure ratio
C000291	7,336	19	Strate
C000243	2,180	20	Strate
C000276	160	6	LuxCSD
C000281	120	4	Federal Statistical Of...
C000249	97	1	Kamer van Koophandel ...

LEI Total Data Quality Score Trend

Progress achieved with regard to the continuous optimization of the data quality based on the LEI Total Data Quality Score.



Data Quality Criteria

	Aug	Jul	# Checks	# Failed Records
Accessibility	100.00 %	100.00 %	1	0 (0 %)
Accuracy	100.00 %	99.99 %	8	0 (0 %)
Completeness	99.95 %	99.95 %	3	2,189 (0.12 %)
Comprehensiveness	100.00 %	100.00 %	2	0 (0 %)
Consistency	99.97 %	99.97 %	21	7,558 (0.44 %)
Currency	99.99 %	99.99 %	1	71 (< 0.01 %)
Integrity	100.00 %	100.00 %	18	0 (0 %)
Provenance	99.99 %	99.98 %	1	160 (< 0.01 %)
Representation	100.00 %	100.00 %	2	0 (0 %)
Uniqueness	99.99 %	99.99 %	2	2 (< 0.01 %)
Validity	99.99 %	99.99 %	15	15 (< 0.01 %)

The Data Quality criteria is expected to contain 12 dimensions. Currently a subset of 11 criteria is implemented, to the detriment of the score, as they are averaged on all of them. This is expected to change, on a nonfixed timeline, to include all 12 dimensions.

Quality Maturity Level

Average maturity level: 0.99

Aug 33/36 (91 %)	Aug 14/36 (38 %)	Aug 10/36 (27 %)
Jul 33/36 (91 %)	Jul 15/36 (41 %)	Jul 10/36 (27 %)
Jun 33/35 (94 %)	Jun 14/35 (40 %)	Jun 9/35 (25 %)
LEI issuers achieving maturity level 1	LEI issuers achieving maturity level 2	LEI issuers achieving maturity level 3
L1 Required quality	L2 Expected quality	L3 Excellent quality

Statistics

Totals	Values
Total LEI records	1,699,629 (+0.82 %)
New issued LEIs	13,800 (-16.41 %)
Renewed LEIs	50,886 (-7.91 %)
New lapsed LEIs *	12,099 (-10.93 %)
Countries	224 (+/- 0 %)
LEI Issuers	36 (+/- 0 %)

Level 2 Info	Values
LEIs with LEI parent relationships	127,403 (+0.67 %)
LEIs with complete parent information	1,490,407 (+0.90 %)

Duplicates	Values
Total LEIs marked as duplicate **	4,538 (+0.33 %)
Duplicate percentage of total LEI records	< 1 % (-0.48 %)
LEIs marked as duplicate this month	22 (-64.51 %)

Challenges	Values
Challenges this month	191 (-5.44 %)
Duplicates found this month	11 (-56.00 %)
Updates to entity information this month	108 (+13.68 %)

* Please see our Business Report www.gleif.org/business-reports for detailed information around lapsed LEIs.

** RegistrationStatus = DUPLICATE