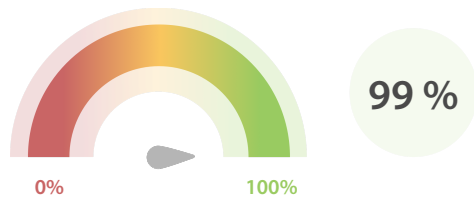


## Data Quality Scores

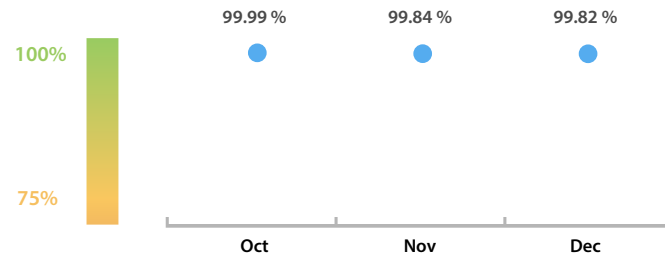
### LEI Issuer Total Data Quality Score

The LEI Issuer Total Data Quality Score is calculated as the equal weighted average of the 8 'Data Quality Criteria'.




### LEI Issuer Total Data Quality Score Trend

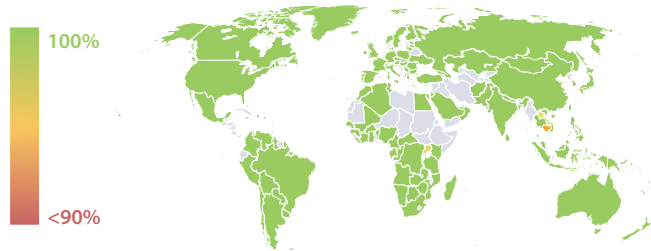
Progress achieved with regard to the continuous optimization of the data quality based on the LEI Issuer Total Data Quality Score.



### LEI Issuer Data Quality (●) against LEI Pool Average (■)



### Data Quality in Covered Countries



### Data Quality Criteria

	Dec	Nov	# Checks	# Failed Records
Accuracy	99.98 %	99.98 %	7	153 (0.11 %)
Completeness	99.82 %	99.85 %	1	229 (0.17 %)
Comprehensiveness	100.00 %	100.00 %	2	0 (0 %)
Consistency	99.63 %	99.64 %	16	7,289 (5.55 %)
Currency	100.00 %	100.00 %	1	0 (0 %)
Integrity	99.99 %	99.99 %	15	59 (0.04 %)
Uniqueness	99.99 %	99.99 %	1	4 (< 0.01 %)
Validity	99.13 %	99.27 %	15	15,385 (11.73 %)

The Data Quality criteria is expected to contain 12 dimensions. Currently a subset of 8 criteria is implemented, to the detriment of the score, as they are averaged on all of them. This is expected to change, on a nonfixed timeline, to include all 12 dimensions.

### Top 5 Failing Checks

	# Failed Records	Check description
<a href="#">C000075</a>	10,868	LegalAddress/Region is an ISO 3166-2 country sub...
<a href="#">C000245</a>	5,757	LEI has exactly one record for ultimate parent and ...
<a href="#">C000259</a>	3,781	ValidationAuthorityID is RA999999 or ValidationAut...
<a href="#">C000260</a>	1,145	RelationshipPeriods with PeriodType RELATIONSH...
<a href="#">C000269</a>	1,127	a RelationshipPeriod with PeriodType RELATIONSH...

## Quality Maturity Level



## Statistics

Totals	Values
Managed LEIs	131,156 (+30.31 %)
Active entities managed	129,048 (+3.86 %)
Inactive entities managed	2,108 (+3.94 %)
Covered countries	167 (+4.37 %)
New lapsed LEIs *	523 (-13.55 %)

Level 2 Info	Values
LEIs with LEI parent relationships	8,944 (+20.70 %)
LEIs with complete parent information	97,312 (+49.70 %)

Duplicates	Values
Total LEIs marked as duplicate **	103 (+6.18 %)
Duplicate percentage of managed LEIs	< 1 % (-18.51 %)

Challenges	Values
Challenges this month	23 (-70.12 %)
Duplicates found this month	0 (-100.00 %)
Updates to entity information this month	8 (-86.88 %)

Files	Values
No. of days per month with CDF-compliant file uploads	19 / 31 (-23.38 %)

\* Please see our Business Report [www.gleif.org/business-reports](http://www.gleif.org/business-reports) for detailed information around lapsed LEIs.

\*\* RegistrationStatus = DUPLICATE