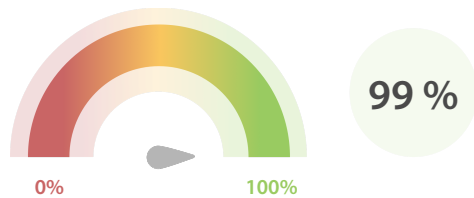


## Data Quality Scores

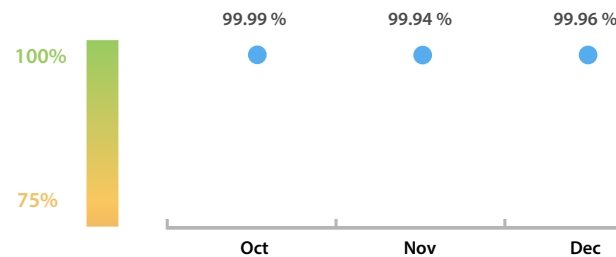
### LEI Issuer Total Data Quality Score

The LEI Issuer Total Data Quality Score is calculated as the equal weighted average of the 8 'Data Quality Criteria'.




### LEI Issuer Total Data Quality Score Trend

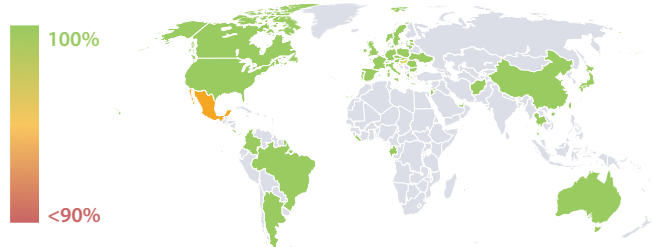
Progress achieved with regard to the continuous optimization of the data quality based on the LEI Issuer Total Data Quality Score.



### LEI Issuer Data Quality (●) against LEI Pool Average (■)



### Data Quality in Covered Countries



### Data Quality Criteria

	Dec	Nov	# Checks	# Failed Records
Accuracy	100.00 %	100.00 %	7	0 (0 %)
Completeness	99.96 %	99.96 %	1	8 (0.03 %)
Comprehensiveness	100.00 %	100.00 %	2	0 (0 %)
Consistency	99.92 %	99.86 %	16	268 (1.13 %)
Currency	100.00 %	100.00 %	1	0 (0 %)
Integrity	99.99 %	99.99 %	15	1 (< 0.01 %)
Uniqueness	99.96 %	99.99 %	1	8 (0.03 %)
Validity	99.88 %	99.73 %	15	252 (1.06 %)

The Data Quality criteria is expected to contain 12 dimensions. Currently a subset of 8 criteria is implemented, to the detriment of the score, as they are averaged on all of them. This is expected to change, on a nonfixed timeline, to include all 12 dimensions.

### Top 5 Failing Checks

	# Failed Records	Check description
<a href="#">C000260</a>	268	RelationshipPeriods with PeriodType RELATIONSH...
<a href="#">C000266</a>	213	then RelationshipPeriods with PeriodType of ACCO...
<a href="#">C000269</a>	187	a RelationshipPeriod with PeriodType RELATIONS...
<a href="#">C000267</a>	13	a RelationshipPeriod with PeriodType ACCOUNTI...
<a href="#">C000243</a>	8	this LEI must not have any parent RR record and m...

## Quality Maturity Level



## Statistics

Totals	Values
Managed LEIs	23,568 (+92.43 %)
Active entities managed	23,527 (+92.70 %)
Inactive entities managed	41 (+7.89 %)
Covered countries	69 (+25.45 %)
New lapsed LEIs *	25 (-44.44 %)

Level 2 Info	Values
LEIs with LEI parent relationships	474 (+79.54 %)
LEIs with complete parent information	22,453 (> 100 %)

Duplicates	Values
Total LEIs marked as duplicate **	17 (+6.25 %)
Duplicate percentage of managed LEIs	< 1 % (-44.78 %)

Challenges	Values
Challenges this month	8 (-27.27 %)
Duplicates found this month	2 (-80.00 %)
Updates to entity information this month	0 (+/- 0 %)

Files	Values
No. of days per month with CDF-compliant file uploads	31 / 31 (+/- 0 %)

\* Please see our Business Report [www.gleif.org/business-reports](http://www.gleif.org/business-reports) for detailed information around lapsed LEIs.

\*\* RegistrationStatus = DUPLICATE