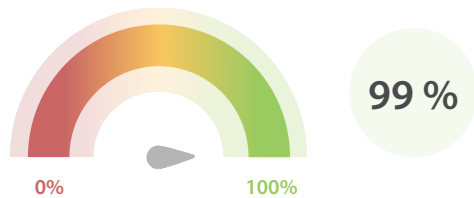


## Data Quality Scores

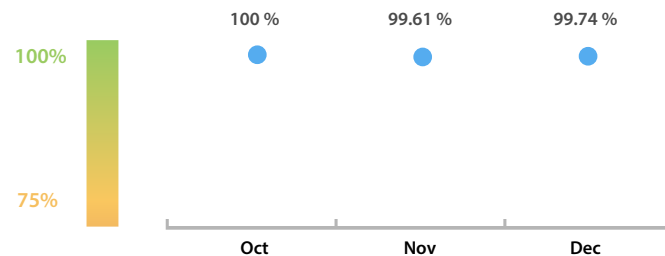
### LEI Issuer Total Data Quality Score

The LEI Issuer Total Data Quality Score is calculated as the equal weighted average of the 8 'Data Quality Criteria'.




### LEI Issuer Total Data Quality Score Trend

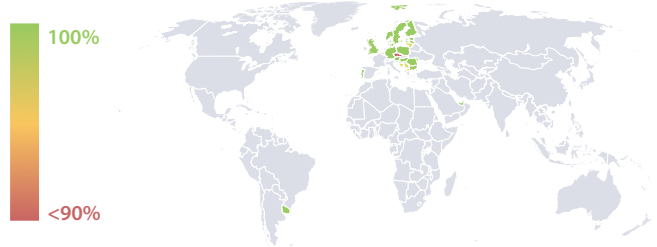
Progress achieved with regard to the continuous optimization of the data quality based on the LEI Issuer Total Data Quality Score.



### LEI Issuer Data Quality (●) against LEI Pool Average (■)



### Data Quality in Covered Countries



### Data Quality Criteria

	Dec	Nov	# Checks	# Failed Records
Accuracy	100.00 %	100.00 %	7	0 (0 %)
Completeness	99.82 %	99.81 %	1	3 (0.17 %)
Comprehensiveness	100.00 %	100.00 %	2	0 (0 %)
Consistency	99.26 %	98.25 %	16	123 (7.32 %)
Currency	100.00 %	100.00 %	1	0 (0 %)
Integrity	100.00 %	100.00 %	15	0 (0 %)
Uniqueness	99.94 %	100.00 %	1	1 (0.05 %)
Validity	98.95 %	98.81 %	15	112 (6.67 %)

The Data Quality criteria is expected to contain 12 dimensions. Currently a subset of 8 criteria is implemented, to the detriment of the score, as they are averaged on all of them. This is expected to change, on a nonfixed timeline, to include all 12 dimensions.

### Top 5 Failing Checks

	# Failed Records	Check description
<a href="#">C000260</a>	112	RelationshipPeriods with PeriodType RELATIONSH...
<a href="#">C000268</a>	105	a RelationshipPeriod with PeriodType DOCUMENT...
<a href="#">C000266</a>	99	then RelationshipPeriods with PeriodType of ACCO...
<a href="#">C000269</a>	57	a RelationshipPeriod with PeriodType RELATIONS...
<a href="#">C000250</a>	38	ValidationReference element MUST contain a URL...

## Quality Maturity Level



## Statistics

Totals	Values
Managed LEIs	1,679 (+56.18 %)
Active entities managed	1,677 (+56.29 %)
Inactive entities managed	2 (+/- 0 %)
Covered countries	32 (+6.66 %)
New lapsed LEIs *	4 (> 100 %)
Level 2 Info	Values
LEIs with LEI parent relationships	128 (+47.12 %)
LEIs with complete parent information	1,500 (+70.26 %)
Duplicates	Values
Total LEIs marked as duplicate **	0 (+/- 0 %)
Duplicate percentage of managed LEIs	0 % (+/- 0 %)
Challenges	Values
Challenges this month	0 (-100.00 %)
Duplicates found this month	0 (-100.00 %)
Updates to entity information this month	0 (+/- 0 %)
Files	Values
No. of days per month with CDF-compliant file uploads	30 / 31 (+3.68 %)

\* Please see our Business Report [www.gleif.org/business-reports](http://www.gleif.org/business-reports) for detailed information around lapsed LEIs.

\*\* RegistrationStatus = DUPLICATE