

Data Quality Scores

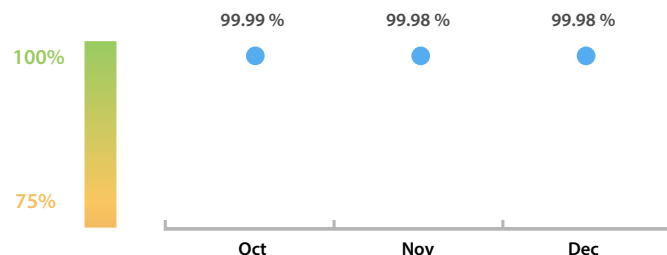
LEI Issuer Total Data Quality Score

The LEI Issuer Total Data Quality Score is calculated as the equal weighted average of the 8 'Data Quality Criteria'.

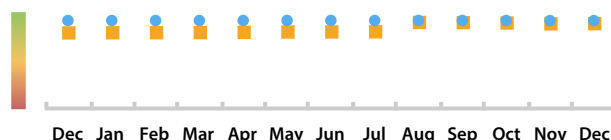


LEI Issuer Total Data Quality Score Trend

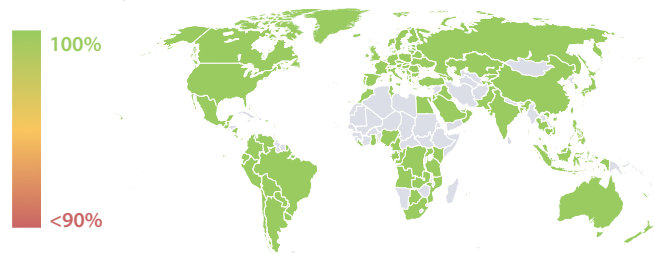
Progress achieved with regard to the continuous optimization of the data quality based on the LEI Issuer Total Data Quality Score.



LEI Issuer Data Quality (●) against LEI Pool Average (■)



Data Quality in Covered Countries



Top 5 Failing Checks

	# Failed Records	Check description
C000243	111	this LEI must not have any parent RR record and m...
C000180	16	There is no repetition of the same LEI code with a ...
C000247	3	for each of these parent LEI codes there must at lea...
C000255	2	StartDate < EndDate.
C000238	2	maximum one RegistrationStatus is ISSUED, MERG...

Data Quality Criteria

	Dec	Nov	# Checks	# Failed Records
Accuracy	100.00 %	100.00 %	7	0 (0 %)
Completeness	99.90 %	99.90 %	1	111 (0.09 %)
Comprehensiveness	100.00 %	100.00 %	2	0 (0 %)
Consistency	99.99 %	99.99 %	16	5 (< 0.01 %)
Currency	100.00 %	100.00 %	1	0 (0 %)
Integrity	100.00 %	99.99 %	15	0 (0 %)
Uniqueness	99.98 %	99.96 %	1	16 (0.01 %)
Validity	99.99 %	99.99 %	15	4 (< 0.01 %)

The Data Quality criteria is expected to contain 12 dimensions. Currently a subset of 8 criteria is implemented, to the detriment of the score, as they are averaged on all of them. This is expected to change, on a nonfixed timeline, to include all 12 dimensions.

Quality Maturity Level



Statistics

Totals	Values
Managed LEIs	112,014 (+14.63 %)
Active entities managed	107,505 (+15.28 %)
Inactive entities managed	4,509 (+1.05 %)
Covered countries	147 (+1.37 %)
New lapsed LEIs *	1,036 (-28.79 %)

Level 2 Info	Values
LEIs with LEI parent relationships	7,226 (+43.37 %)
LEIs with complete parent information	67,458 (+44.66 %)

Duplicates	Values
Total LEIs marked as duplicate **	234 (+1.73 %)
Duplicate percentage of managed LEIs	< 1 % (-11.25 %)

Challenges	Values
Challenges this month	23 (-62.29 %)
Duplicates found this month	2 (-85.71 %)
Updates to entity information this month	3 (-88.88 %)

Files	Values
No. of days per month with CDF-compliant file uploads	29 / 31 (-6.45 %)

* Please see our Business Report www.gleif.org/business-reports for detailed information around lapsed LEIs.

** RegistrationStatus = DUPLICATE