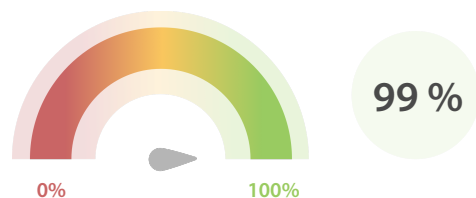


Global LEI Data Quality Report | December 2017

Data Quality Scores

LEI Total Data Quality Score

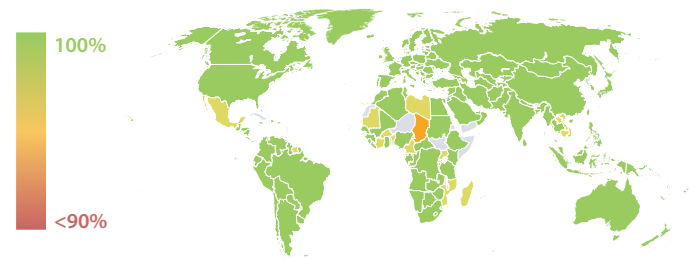
The LEI Total Data Quality Score is calculated as the equal weighted average of the 8 'Data Quality Criteria' listed below.



Summary

The assessment performed on 31 December 2017 shows that the Total Data Quality Score remained above 99% even though more than 168,000 LEIs were newly issued in that month. This is the highest number of newly issued LEIs in one month since GLEIF started monitoring data quality in January 2016. All LEI records met the quality criterion 'Comprehensiveness'.

Data Quality Heat Map in Covered Countries

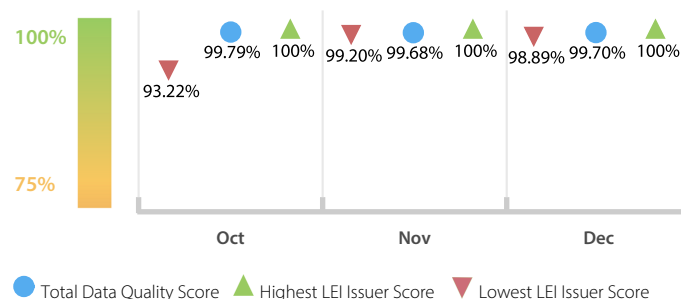


Top 5 Failing Checks

	# Failed Records	# LEI Issuers	LEI Issuer with highest amount in %
C000153	86,581	5	Legal Entity Identifier India Limited (L...
C000245	79,965	22	Strate (pty) Ltd
C000260	32,509	14	İstanbul Takas ve Saklama Bankası An...
C000269	29,256	10	İstanbul Takas ve Saklama Bankası An...
C000249	24,909	8	Business Entity Data B.V. (GMEI Utili...

LEI Total Data Quality Score Trend

Progress achieved with regard to the continuous optimization of the data quality based on the LEI Total Data Quality Score.



Data Quality Criteria

	Dec	Nov	# Checks	# Failed Records
Accuracy	99.99 %	99.99 %	7	272 (0.02 %)
Completeness	99.78 %	99.81 %	1	2,089 (0.21 %)
Comprehensiveness	100.00 %	99.99 %	2	0 (0 %)
Consistency	99.06 %	98.95 %	16	112,402 (11.51 %)
Currency	99.99 %	99.99 %	1	63 (< 0.01 %)
Integrity	99.36 %	99.25 %	15	90,303 (9.25 %)
Uniqueness	99.98 %	99.98 %	1	145 (0.01 %)
Validity	99.42 %	99.46 %	15	47,858 (4.90 %)

The Data Quality criteria is expected to contain 12 dimensions. Currently a subset of 8 criteria is implemented, to the detriment of the score, as they are averaged on all of them. This is expected to change, on a nonfixed timeline, to include all 12 dimensions.

Quality Maturity Level

Average maturity level: 0.99

Dec 1/31 (3 %)	Dec 1/31 (3 %)	Dec 1/31 (3 %)
Nov 1/30 (3 %) Oct 19/30 (63 %)	Nov 1/30 (3 %) Oct 16/30 (53 %)	Nov 1/30 (3 %) Oct 13/30 (43 %)
LEI issuers achieving maturity level 1	LEI issuers achieving maturity level 2	LEI issuers achieving maturity level 3
L1 Required quality	L2 Expected quality	L3 Excellent quality

Statistics

Totals	Values
Total LEI records	975,741 (+21.40 %)
New issued LEIs	168,500 (+47.82 %)
Renewed LEIs	53,730 (+94.12 %)
New lapsed LEIs *	6,448 (-4.84 %)
Countries	217 (+2.35 %)
LEI Issuers	31 (+3.33 %)

Level 2 Info	Values
LEIs with LEI parent relationships	51,944 (+31.05 %)
LEIs with complete parent information	572,818 (+55.74 %)

Duplicates	Values
Total LEIs marked as duplicate **	2,376 (+5.60 %)
Duplicate percentage of total LEI records	< 1 % (-13.01 %)
LEIs marked as duplicate this month	132 (+21.10 %)

Challenges	Values
Challenges this month	152 (-66.14 %)
Duplicates found this month	39 (-62.85 %)
Updates to entity information this month	92 (-55.98 %)

* Please see our Business Report www.gleif.org/business-reports for detailed information around lapsed LEIs.

** RegistrationStatus = DUPLICATE