

## Data Quality Scores

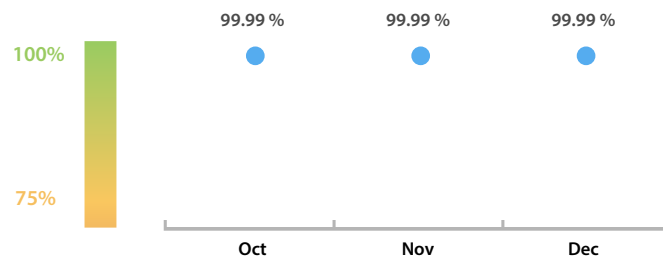
### LEI Issuer Total Data Quality Score

The LEI Issuer Total Data Quality Score is calculated as the equal weighted average of the 11 'Data Quality Criteria'.




### LEI Issuer Total Data Quality Score Trend

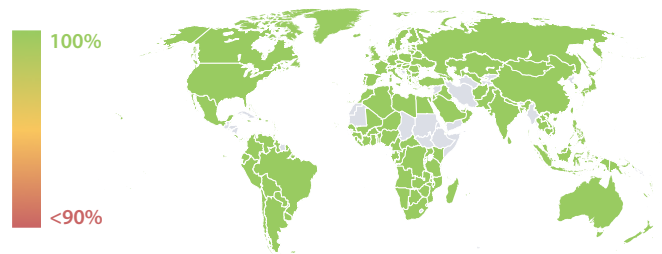
Progress achieved with regard to the continuous optimization of the data quality based on the LEI Issuer Total Data Quality Score.



### LEI Issuer Data Quality (●) against LEI Pool Average (■)



### Data Quality in Covered Countries



### Top 5 Failing Checks


	# Failed Records	Check description
<a href="#">C000291</a>	230	If the ultimate parent is public: The ultimate par...
<a href="#">C000276</a>	15	RegistrationAuthorityEntityID is in an expected f...
<a href="#">C000243</a>	8	This LEI must not have any parent RR record in R...
<a href="#">C000282</a>	5	The Legal Form in the name, matches the ELF C...
<a href="#">C000180</a>	4	There is no repetition of the same LEI code with ...

### Data Quality Criteria

	Dec	Nov	# Checks	# Failed Records
Accessibility	100.00 %	100.00 %	1	0 (0 %)
Accuracy	100.00 %	100.00 %	8	0 (0 %)
Completeness	99.99 %	99.99 %	3	8 (< 0.01 %)
Comprehensiveness	100.00 %	100.00 %	2	0 (0 %)
Consistency	99.99 %	99.99 %	21	233 (0.14 %)
Currency	100.00 %	100.00 %	1	0 (0 %)
Integrity	100.00 %	100.00 %	18	0 (0 %)
Provenance	99.99 %	99.99 %	2	20 (0.01 %)
Representation	100.00 %	100.00 %	2	0 (0 %)
Uniqueness	99.99 %	99.99 %	2	4 (< 0.01 %)
Validity	100.00 %	99.99 %	15	0 (0 %)

The Data Quality criteria is expected to contain 12 dimensions. Currently a subset of 11 criteria is implemented, to the detriment of the score, as they are averaged on all of them. This is expected to change, on a nonfixed timeline, to include all 12 dimensions.

## Quality Maturity Level



## Statistics

Totals	Values
Managed LEIs	166,356 (+0.33 %)
Active entities managed	163,293 (+0.27 %)
Inactive entities managed	3,063 (+3.76 %)
Covered countries	178 (+1.13 %)
New lapsed LEIs *	17,370 (+59.25 %)

Level 2 Info	Values
LEIs with LEI parent relationships	12,165 (-1.87 %)
LEIs with complete parent information	162,808 (+0.23 %)

Duplicates	Values
Total LEIs marked as duplicate **	462 (+7.69 %)
Duplicate percentage of managed LEIs	< 1 % (+7.33 %)

Challenges	Values
Challenges this month	27 (-27.02 %)
Duplicates found this month	3 (-40.00 %)
Updates to entity information this month	14 (-22.22 %)

Files	Values
No. of days per month with CDF-compliant file uploads	31 / 31 (+/-0 %)

\* Please see our Business Report [www.gleif.org/business-reports](http://www.gleif.org/business-reports) for detailed information around lapsed LEIs.

\*\* RegistrationStatus = DUPLICATE