

## Data Quality Scores

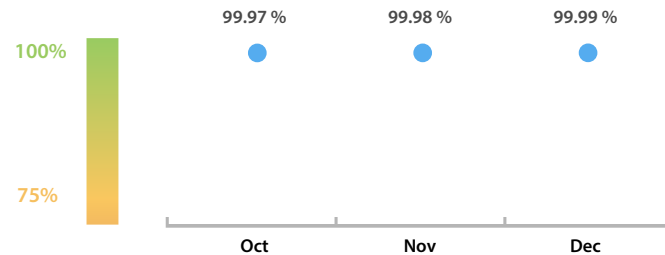
### LEI Issuer Total Data Quality Score

The LEI Issuer Total Data Quality Score is calculated as the equal weighted average of the 11 'Data Quality Criteria'.




### LEI Issuer Total Data Quality Score Trend

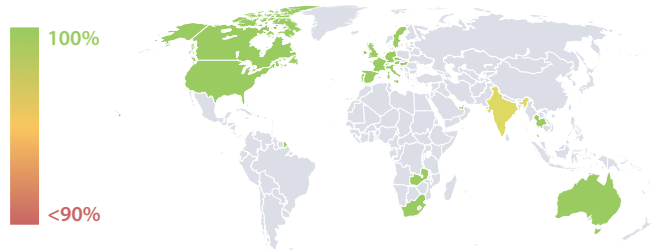
Progress achieved with regard to the continuous optimization of the data quality based on the LEI Issuer Total Data Quality Score.



### LEI Issuer Data Quality (●) against LEI Pool Average (■)



### Data Quality in Covered Countries



### Top 5 Failing Checks

	# Failed Records	Check description
<a href="#">C000245</a>	594	LEI has exactly one record for ultimate parent a...
<a href="#">C000291</a>	203	If the ultimate parent is public: The ultimate par...
<a href="#">C000250</a>	144	ValidationReference element MUST contain a URL.
<a href="#">C000249</a>	144	ValidationReference contains valid text content.
<a href="#">C000243</a>	113	This LEI must not have any parent RR record in R...

### Data Quality Criteria

	Dec	Nov	# Checks	# Failed Records
Accessibility	100.00 %	100.00 %	1	0 (0 %)
Accuracy	100.00 %	100.00 %	8	0 (0 %)
Completeness	99.95 %	99.95 %	3	113 (0.12 %)
Comprehensiveness	100.00 %	100.00 %	2	0 (0 %)
Consistency	99.94 %	99.84 %	21	933 (0.99 %)
Currency	100.00 %	100.00 %	1	0 (0 %)
Integrity	100.00 %	100.00 %	18	0 (0 %)
Provenance	99.99 %	99.99 %	2	6 (< 0.01 %)
Representation	100.00 %	100.00 %	2	0 (0 %)
Uniqueness	99.99 %	100.00 %	2	1 (< 0.01 %)
Validity	99.99 %	99.99 %	15	26 (0.02 %)

The Data Quality criteria is expected to contain 12 dimensions. Currently a subset of 11 criteria is implemented, to the detriment of the score, as they are averaged on all of them. This is expected to change, on a nonfixed timeline, to include all 12 dimensions.

## Quality Maturity Level



## Statistics

Totals	Values
Managed LEIs	93,334 (+0.83 %)
Active entities managed	91,677 (+0.75 %)
Inactive entities managed	1,657 (+5.74 %)
Covered countries	34 (+/- 0 %)
New lapsed LEIs *	3,933 (+5.10 %)

Level 2 Info	Values
LEIs with LEI parent relationships	1,908 (+3.19 %)
LEIs with complete parent information	82,467 (+0.96 %)

Duplicates	Values
Total LEIs marked as duplicate **	14 (+/- 0 %)
Duplicate percentage of managed LEIs	< 1 % (-0.82 %)

Challenges	Values
Challenges this month	0 (-100.00 %)
Duplicates found this month	0 (+/- 0 %)
Updates to entity information this month	0 (+/- 0 %)

Files	Values
No. of days per month with CDF-compliant file uploads	31 / 31 (+/- 0 %)

\* Please see our Business Report [www.gleif.org/business-reports](http://www.gleif.org/business-reports) for detailed information around lapsed LEIs.

\*\* RegistrationStatus = DUPLICATE