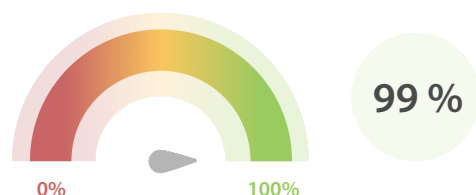


Global LEI Data Quality Report | December 2018

Data Quality Scores

LEI Total Data Quality Score

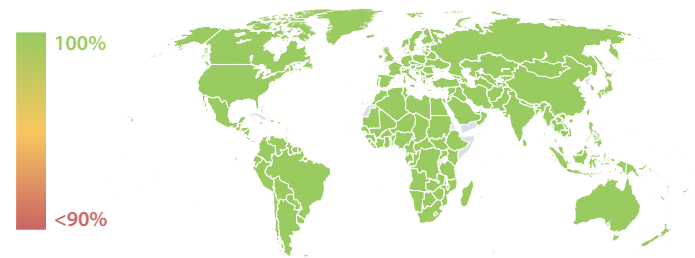
The LEI Total Data Quality Score is calculated as the equal weighted average of the 11 'Data Quality Criteria' listed below.



Summary

The assessment performed on 31 December 2018 shows that the Total Data Quality Score remains stable above 99%. The number of failures of quality checks decreased further with regard to all quality criteria; overall performance with regard to multiple criteria improved significantly. An increased number of LEI issuers achieved the required quality rate in Q4 2018.

Data Quality Heat Map in Covered Countries

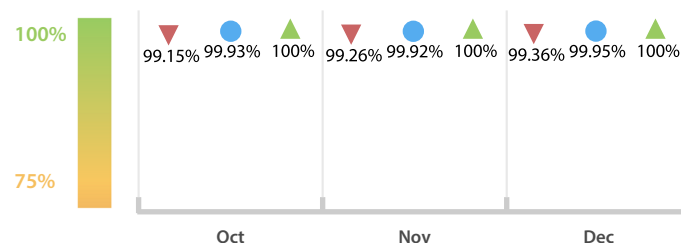


Top 5 Failing Checks

	# Failed Records	# LEI Issuers	LEI Issuer with highest amount in %
C000291	10,410	27	Strate
C000276	8,444	13	InfoCamere
C000146	8,179	9	Strate
C000282	2,926	19	Strate
C000243	1,017	27	Strate

LEI Total Data Quality Score Trend

Progress achieved with regard to the continuous optimization of the data quality based on the LEI Total Data Quality Score.



● Total Data Quality Score ▲ Highest LEI Issuer Score ▼ Lowest LEI Issuer Score

Data Quality Criteria

	Dec	Nov	# Checks	# Failed Records
Accessibility	99.99 %	99.97 %	1	1 (<0.01 %)
Accuracy	99.99 %	99.91 %	8	2 (< 0.01 %)
Completeness	99.97 %	99.97 %	3	1,041 (0.07 %)
Comprehensiveness	100.00 %	100.00 %	2	0 (0 %)
Consistency	99.95 %	99.94 %	21	11,384 (0.85 %)
Currency	99.99 %	99.99 %	1	67 (< 0.01 %)
Integrity	99.99 %	99.99 %	18	12 (< 0.01 %)
Provenance	99.57 %	99.51 %	2	11,360 (0.84 %)
Representation	100.00 %	99.99 %	2	0 (0 %)
Uniqueness	99.99 %	99.98 %	2	183 (0.01 %)
Validity	99.95 %	99.90 %	15	8,231 (0.61 %)

The Data Quality criteria is expected to contain 12 dimensions. Currently a subset of 11 criteria is implemented, to the detriment of the score, as they are averaged on all of them. This is expected to change, on a nonfixed timeline, to include all 12 dimensions.

Quality Maturity Level

Average maturity level: 0.99

Dec 22/33 (66 %)	Dec 2/33 (6 %)	Dec 2/33 (6 %)
Nov 16/32 (50 %) Oct 19/32 (59 %)	Nov 2/32 (6 %) Oct 2/32 (6 %)	Nov 2/32 (6 %) Oct 2/32 (6 %)
LEI issuers achieving maturity level 1	LEI issuers achieving maturity level 2	LEI issuers achieving maturity level 3
L1 Required quality	L2 Expected quality	L3 Excellent quality

Statistics

Totals	Values
Total LEI records	1,337,925 (+1.42 %)
New issued LEIs	18,454 (+4.75 %)
Renewed LEIs	130,021 (+6.79 %)
New lapsed LEIs *	62,473 (+84.54 %)
Countries	223 (+/-0 %)
LEI Issuers	33 (+3.12 %)

Level 2 Info	Values
LEIs with LEI parent relationships	89,826 (+1.69 %)
LEIs with complete parent information	1,146,554 (+1.71 %)

Duplicates	Values
Total LEIs marked as duplicate **	3,483 (+10.57 %)
Duplicate percentage of total LEI records	< 1 % (+9.01 %)
LEIs marked as duplicate this month	540 (> 100 %)

Challenges	Values
Challenges this month	182 (-40.90 %)
Duplicates found this month	41 (-43.83 %)
Updates to entity information this month	85 (-7.60 %)

* Please see our Business Report www.gleif.org/business-reports for detailed information around lapsed LEIs.

** RegistrationStatus = DUPLICATE