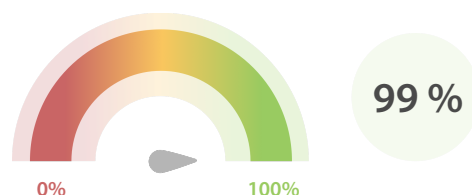


# Global LEI Data Quality Report | December 2019

## Data Quality Scores

### LEI Total Data Quality Score

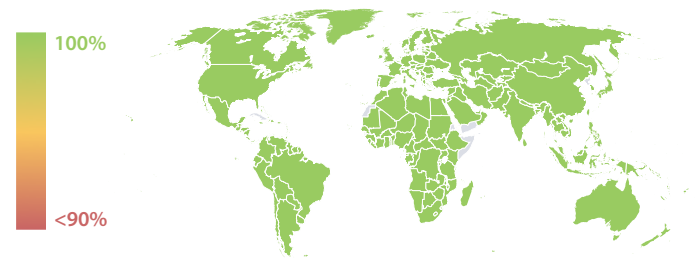
The LEI Total Data Quality Score is calculated as the equal weighted average of the 11 'Data Quality Criteria' listed below.



### Summary

The assessment performed on 31 December 2019 shows that the absolute number of data quality failures reduced by 23K compared to the end of 2018. The overall maturity level of the data improved in 2019, and the percentage of LEI issuers at the required quality level remains stable above 90% also for this reporting period.

### Data Quality Heat Map in Covered Countries

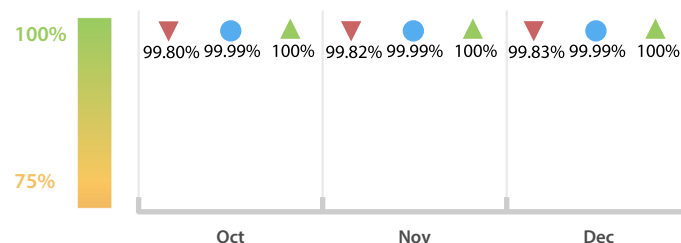


### Top 5 Failing Checks

	# Failed Records	# LEI Issuers	LEI Issuer with highest failure ratio
<a href="#">C000291</a>	7,132	24	Strate
<a href="#">C000243</a>	2,010	25	Strate
<a href="#">C000276</a>	217	4	EQS
<a href="#">C000249</a>	144	1	Kamer van Koophandel (KvK)
<a href="#">C000255</a>	63	1	Business Entity Data BV

### LEI Total Data Quality Score Trend

Progress achieved with regard to the continuous optimization of the data quality based on the LEI Total Data Quality Score.



● Total Data Quality Score ▲ Highest LEI Issuer Score ▼ Lowest LEI Issuer Score

### Data Quality Criteria

	Dec	Nov	# Checks	# Failed Records
Accessibility	100.00 %	100.00 %	1	0 (0 %)
Accuracy	99.99 %	100.00 %	8	1 (< 0.01 %)
Completeness	99.95 %	99.95 %	3	2,015 (0.13 %)
Comprehensiveness	100.00 %	100.00 %	2	0 (0 %)
Consistency	99.97 %	99.97 %	21	7,278 (0.47 %)
Currency	99.99 %	99.99 %	1	61 (< 0.01 %)
Integrity	99.99 %	99.99 %	18	13 (< 0.01 %)
Provenance	99.98 %	99.98 %	1	217 (0.01 %)
Representation	100.00 %	100.00 %	2	0 (0 %)
Uniqueness	99.99 %	99.99 %	2	7 (< 0.01 %)
Validity	99.99 %	99.99 %	15	97 (< 0.01 %)

The Data Quality criteria is expected to contain 12 dimensions. Currently a subset of 11 criteria is implemented, to the detriment of the score, as they are averaged on all of them. This is expected to change, on a nonfixed timeline, to include all 12 dimensions.

## Quality Maturity Level

Average maturity level: 0.99

Dec 30/33 (90 %)	Dec 6/33 (18 %)	Dec 6/33 (18 %)
Nov 31/33 (93 %) Oct 25/33 (75 %)	Nov 6/33 (18 %) Oct 5/33 (15 %)	Nov 6/33 (18 %) Oct 4/33 (12 %)
LEI issuers achieving maturity level 1	LEI issuers achieving maturity level 2	LEI issuers achieving maturity level 3
L1 Required quality	L2 Expected quality	L3 Excellent quality

## Statistics

Totals	Values
Total LEI records	1,542,037 (+1.18 %)
New issued LEIs	17,771 (-6.98 %)
Renewed LEIs	126,147 (+10.57 %)
New lapsed LEIs *	31,857 (+19.95 %)
Countries	225 (+/- 0 %)
LEI Issuers	33 (+/- 0 %)

Level 2 Info	Values
LEIs with LEI parent relationships	119,637 (+1.02 %)
LEIs with complete parent information	1,341,015 (+1.24 %)

Duplicates	Values
Total LEIs marked as duplicate **	4,263 (+1.37 %)
Duplicate percentage of total LEI records	< 1 % (+0.19 %)
LEIs marked as duplicate this month	63 (+90.90 %)

Challenges	Values
Challenges this month	53 (-71.65 %)
Duplicates found this month	34 (> 100 %)
Updates to entity information this month	131 (+77.02 %)

\* Please see our Business Report [www.gleif.org/business-reports](http://www.gleif.org/business-reports) for detailed information around lapsed LEIs.

\*\* RegistrationStatus = DUPLICATE