

## Data Quality Scores

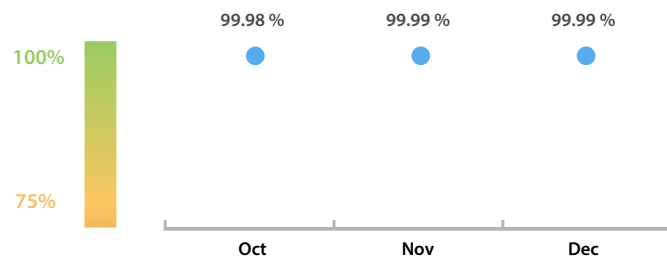
### LEI Issuer Total Data Quality Score

The LEI Issuer Total Data Quality Score is calculated as the equal weighted average of the 11 'Data Quality Criteria'.




### LEI Issuer Total Data Quality Score Trend

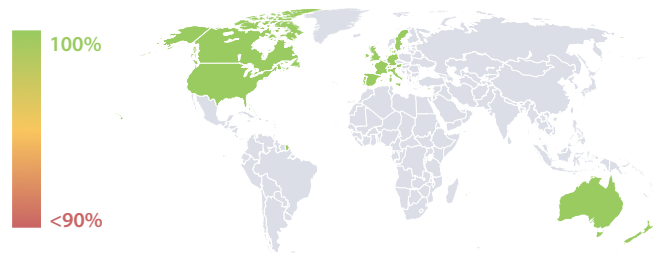
Progress achieved with regard to the continuous optimization of the data quality based on the LEI Issuer Total Data Quality Score.



### LEI Issuer Data Quality (●) against LEI Pool Average (■)



### Data Quality in Covered Countries



### Top 5 Failing Checks

|                         | # Failed Records | Check description                       |
|-------------------------|------------------|---|
| <a href="#">C000291</a> | 124              | If the ultimate parent is public: Th... |
| <a href="#">C000243</a> | 6                | This LEI must not have any parent ...   |
| <a href="#">C000276</a> | 1                | RegistrationAuthorityEntity...          |
| <a href="#">N/A</a>     | N/A              | N/A                                     |
| <a href="#">N/A</a>     | N/A              | N/A                                     |

### Data Quality Criteria

|                   | Dec      | Nov      | # Checks | # Failed Records |
|-------------------|----------|----------|----------|------------------|
| Accessibility     | 100.00 % | 100.00 % | 1        | 0 (0 %)          |
| Accuracy          | 100.00 % | 100.00 % | 8        | 0 (0 %)          |
| Completeness      | 99.97 %  | 99.97 %  | 3        | 6 (0.06 %)       |
| Comprehensiveness | 100.00 % | 100.00 % | 2        | 0 (0 %)          |
| Consistency       | 99.93 %  | 99.93 %  | 21       | 124 (1.33 %)     |
| Currency          | 100.00 % | 100.00 % | 1        | 0 (0 %)          |
| Integrity         | 100.00 % | 100.00 % | 18       | 0 (0 %)          |
| Provenance        | 99.98 %  | 99.98 %  | 1        | 1 (0.01 %)       |
| Representation    | 100.00 % | 100.00 % | 2        | 0 (0 %)          |
| Uniqueness        | 100.00 % | 100.00 % | 2        | 0 (0 %)          |
| Validity          | 100.00 % | 100.00 % | 15       | 0 (0 %)          |

The Data Quality criteria is expected to contain 12 dimensions. Currently a subset of 11 criteria is implemented, to the detriment of the score, as they are averaged on all of them. This is expected to change, on a nonfixed timeline, to include all 12 dimensions.

## Quality Maturity Level



## Statistics

| Totals                    | Values          |
|---------------------------|-----------------|
| Managed LEIs              | 9,261 (+1.34 %) |
| Active entities managed   | 8,831 (+1.31 %) |
| Inactive entities managed | 430 (+1.89 %)   |
| Covered countries         | 32 (+/-0 %)     |
| New lapsed LEIs *         | 80 (-39.84 %)   |

| Level 2 Info                          | Values          |
|---------------------------------------|-----------------|
| LEIs with LEI parent relationships    | 529 (-0.18 %)   |
| LEIs with complete parent information | 8,619 (+1.49 %) |

| Duplicates                           | Values          |
|--------------------------------------|-----------------|
| Total LEIs marked as duplicate **    | 26 (+/-0 %)     |
| Duplicate percentage of managed LEIs | < 1 % (-1.32 %) |

| Challenges                               | Values        |
|--|---------------|
| Challenges this month                    | 0 (-100.00 %) |
| Duplicates found this month              | 0 (+/-0 %)    |
| Updates to entity information this month | 1 (-75.00 %)  |

| Files   | Values           |
|---|------------------|
| No. of days per month with CDF-compliant file uploads | 31 / 31 (+/-0 %) |

\* Please see our Business Report [www.gleif.org/business-reports](http://www.gleif.org/business-reports) for detailed information around lapsed LEIs.

\*\* RegistrationStatus = DUPLICATE