

## Data Quality Scores

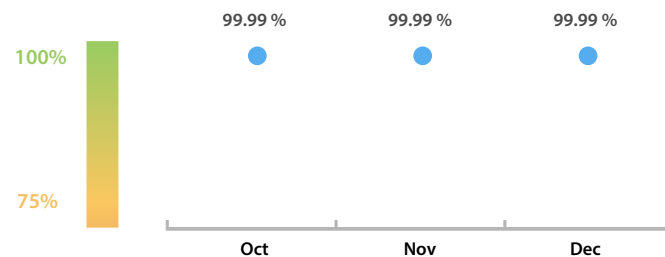
### LEI Issuer Total Data Quality Score

The LEI Issuer Total Data Quality Score is calculated as the equal weighted average of the 11 'Data Quality Criteria'.




### LEI Issuer Total Data Quality Score Trend

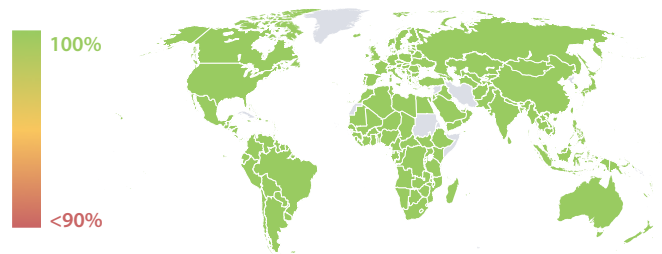
Progress achieved with regard to the continuous optimization of the data quality based on the LEI Issuer Total Data Quality Score.



### LEI Issuer Data Quality (●) against LEI Pool Average (■)



### Data Quality in Covered Countries



### Top 5 Failing Checks

	# Failed Records	Check description
<a href="#">C000291</a>	218	If the ultimate parent is public: Th...
<a href="#">C000243</a>	81	This LEI must not have any parent ...
<a href="#">C000262</a>	4	Relationships' NextRenewalDat...
<a href="#">N/A</a>	N/A	N/A
<a href="#">N/A</a>	N/A	N/A

### Data Quality Criteria

	Dec	Nov	# Checks	# Failed Records
Accessibility	100.00 %	100.00 %	1	0 (0 %)
Accuracy	100.00 %	100.00 %	8	0 (0 %)
Completeness	99.97 %	99.99 %	3	81 (0.06 %)
Comprehensiveness	100.00 %	100.00 %	2	0 (0 %)
Consistency	99.99 %	99.99 %	21	222 (0.18 %)
Currency	100.00 %	100.00 %	1	0 (0 %)
Integrity	100.00 %	100.00 %	18	0 (0 %)
Provenance	100.00 %	100.00 %	1	0 (0 %)
Representation	100.00 %	100.00 %	2	0 (0 %)
Uniqueness	100.00 %	100.00 %	2	0 (0 %)
Validity	100.00 %	100.00 %	15	0 (0 %)

The Data Quality criteria is expected to contain 12 dimensions. Currently a subset of 11 criteria is implemented, to the detriment of the score, as they are averaged on all of them. This is expected to change, on a nonfixed timeline, to include all 12 dimensions.

## Quality Maturity Level



## Statistics

Totals	Values
Managed LEIs	119,729 (+1.98 %)
Active entities managed	118,888 (+1.97 %)
Inactive entities managed	841 (+3.95 %)
Covered countries	206 (+/-0 %)
New lapsed LEIs *	1,782 (-19.11 %)

Level 2 Info	Values
LEIs with LEI parent relationships	9,678 (+14.14 %)
LEIs with complete parent information	117,668 (+1.78 %)

Duplicates	Values
Total LEIs marked as duplicate **	113 (+3.66 %)
Duplicate percentage of managed LEIs	< 1 % (+1.65 %)

Challenges	Values
Challenges this month	38 (+22.58 %)
Duplicates found this month	2 (+/-0 %)
Updates to entity information this month	18 (+28.57 %)

Files	Values
No. of days per month with CDF-compliant file uploads	31 / 31 (+/-0 %)

\* Please see our Business Report [www.gleif.org/business-reports](http://www.gleif.org/business-reports) for detailed information around lapsed LEIs.

\*\* RegistrationStatus = DUPLICATE