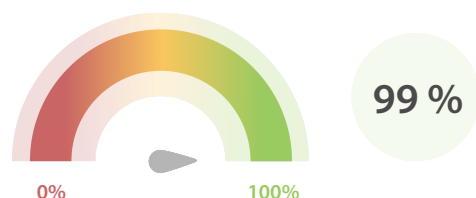


Global LEI Data Quality Report | December 2020

Data Quality Scores

LEI Total Data Quality Score

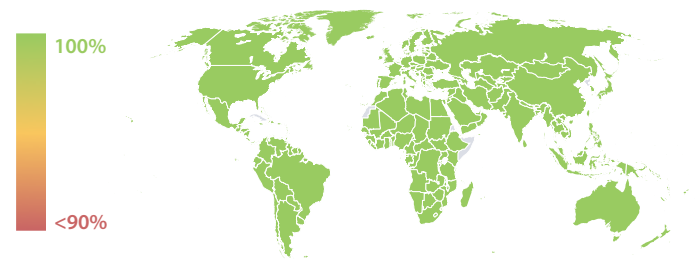
The LEI Total Data Quality Score is calculated as the equal weighted average of the 11 'Data Quality Criteria' listed below.



Summary

The assessment conducted on 31 December 2020 shows that the number of LEI Issuers achieving the required data quality slightly missed the 90% marker by one percentage point. Despite the global pandemic in 2020, the achieved Maturity Level in the system improved and stabilized in comparison to 2019. Furthermore, the number of check failures throughout 2020 decreased significantly.

Data Quality Heat Map in Covered Countries

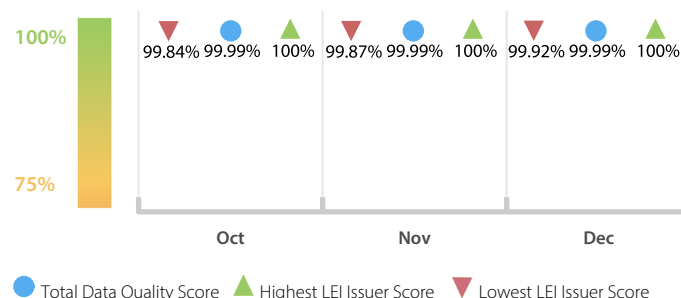


Top 5 Failing Checks

	# Failed Records	# LEI Issuers	LEI Issuer with highest failure ratio
C000291	3,949	23	Strate
C000243	1,558	22	Qatar Credit Bureau
C000249	82	1	Kamer van Koophandel ...
C000276	50	7	EQS
C000146	49	4	PRH

LEI Total Data Quality Score Trend

Progress achieved with regard to the continuous optimization of the data quality based on the LEI Total Data Quality Score.



Data Quality Criteria

	Dec	Nov	# Checks	# Failed Records
Accessibility	100.00 %	100.00 %	1	0 (0 %)
Accuracy	100.00 %	100.00 %	8	0 (0 %)
Completeness	99.97 %	99.97 %	3	1,558 (0.08 %)
Comprehensiveness	100.00 %	100.00 %	2	0 (0 %)
Consistency	99.98 %	99.98 %	21	4,072 (0.22 %)
Currency	99.99 %	99.99 %	1	1 (< 0.01 %)
Integrity	99.99 %	100.00 %	18	1 (< 0.01 %)
Provenance	99.99 %	99.99 %	1	50 (< 0.01 %)
Representation	100.00 %	100.00 %	2	0 (0 %)
Uniqueness	99.99 %	99.99 %	2	2 (< 0.01 %)
Validity	99.99 %	99.99 %	15	55 (< 0.01 %)

The Data Quality criteria is expected to contain 12 dimensions. Currently a subset of 11 criteria is implemented, to the detriment of the score, as they are averaged on all of them. This is expected to change, on a nonfixed timeline, to include all 12 dimensions.

Quality Maturity Level

Average maturity level: 0.99

Dec 33/37 (89 %)	Dec 11/37 (29 %)	Dec 7/37 (18 %)
Nov 34/37 (91 %) Oct 35/37 (94 %)	Nov 13/37 (35 %) Oct 18/37 (48 %)	Nov 8/37 (21 %) Oct 11/37 (29 %)
LEI issuers achieving maturity level 1	LEI issuers achieving maturity level 2	LEI issuers achieving maturity level 3
L1 Required quality	L2 Expected quality	L3 Excellent quality

Statistics

Totals	Values
Total LEI records	1,777,731 (+1.18 %)
New issued LEIs	20,448 (-5.66 %)
Renewed LEIs	140,295 (+21.35 %)
New lapsed LEIs *	26,782 (+6.15 %)
Countries	226 (+/-0 %)
LEI Issuers	37 (+/-0 %)

Level 2 Info	Values
LEIs with LEI parent relationships	132,096 (+1.48 %)
LEIs with complete parent information	1,563,458 (+1.22 %)

Duplicates	Values
Total LEIs marked as duplicate **	4,655 (+0.73 %)
Duplicate percentage of total LEI records	< 1 % (-0.44 %)
LEIs marked as duplicate this month	34 (+8.82%)

Challenges	Values
Challenges this month	227 (-18.63 %)
Duplicates found this month	28 (+33.33 %)
Updates to entity information this month	105 (-42.62 %)

* Please see our Business Report www.gleif.org/business-reports for detailed information around lapsed LEIs.

** RegistrationStatus = DUPLICATE