

Summary

Key Metrics

99.99

Average Total Data Quality Score (TDQS)

61%

Days, LEI Issuer Achieving Maturity Level 2

2 days

Average Days to Close a Challenge

▲+0.01

compared to the previous month

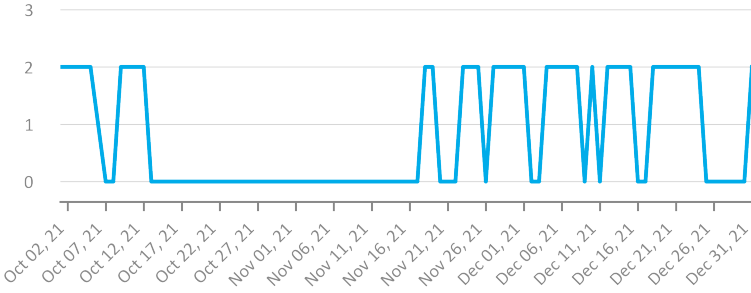
▲+31%

compared to the previous month

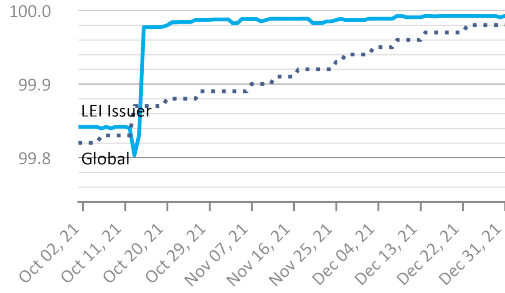
▲-1 days

compared to the previous month

Maturity Level Trend



Total Data Quality Score Trend



Details

Maturity Level Performance

Maturity Level 0

21/31 (68%) 21/30 (70%) 12/31 (39%)

Oct Nov Dec

Days with Insufficient Quality

Maturity Level 1

10/31 (32%) 9/30 (30%) 19/31 (61%)

Oct Nov Dec

Days with Required Quality

Maturity Level 2

9/31 (29%) 9/30 (30%) 19/31 (61%)

Oct Nov Dec

Days with Expected Quality

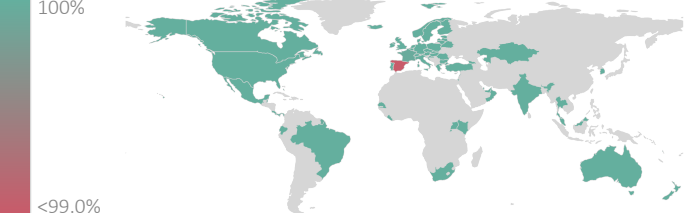
Maturity Level 3

0/31 (0%) 0/30 (0%) 0/31 (0%)

Oct Nov Dec

Days with Excellent Quality

Data Quality World Map



Data Quality Criteria

Quality Criterion (No. of Checks)	Data Quality Score (DQS) Trend (Oct - Dec)	Avg. DQS	Avg. Number of Check Failures
Accessibility (5)		100.00	0 (0.00%)
Accuracy (8)		99.99	<1 (<0.01%)
Completeness (6)		100.00	0 (0.00%)
Comprehensiveness (6)		100.00	0 (0.00%)
Consistency (17)		99.99	<1 (<0.01%)
Currency (1)		100.00	0 (0.00%)
Integrity (21)		99.99	<1 (<0.01%)
Provenance (3)		99.97	4 (0.01%)
Representation (6)		100.00	0 (0.00%)
Uniqueness (5)		100.00	0 (0.00%)
Validity (14)		99.99	<1 (<0.01%)

Top 5 Failing Checks

Check ID	Avg. Number of Check Failures	Maturity Level	Quality Criterion
C000276	2 (-33.33%)	Excellent	Provenance
C000346	2 (-33.33%)	Excellent	Provenance
C000244	<1 (+10.63%)	Required	Integrity
C000245	<1 (-13.97%)	Required	Consistency
C000309	<1 (-78.50%)	Excellent	Accuracy

Statistics

Totals

Values

Total LEI Records12,131 (+0.31%)

Active Entities Managed11,706 (+0.28%)

New Issued LEIs71 (-27.55%)

Renewed LEIs502 (+11.80%)

Lapsed LEIs4,451 (+1.09%)

Countries82 (+/-0.00%)

Relationship Information

Values

LEIs with Relationships690 (+1.17%)

LEIs with Complete Parent Information10,811 (+0.40%)

Marked Duplicates

Values

Total LEIs33 (+/-0.00%)

Total LEIs in Percentage<1% (-0.33%)

New Marked LEIs0 (+/-0.00%)

Challenges

Values

New Challenges5 (+/-0.00%)

Closed Challenges5 (+/-0.00%)

Closed Challenges with Update2 (-60.00%)

Avg. Days to Close a Challenge2 (-27.64%)

Files

Values

No. of Days per Month with CDF-Compliant File Uploads31 (+/-0.00%)

DISCLAIMER: All figures of this LEI Data Quality Report are derived from these sources: 1) concatenated source files provided by this LEI Issuer 2) daily Data Quality Reports assigned to this LEI Issuer and 3) challenges managed via GLEIF's Challenge Facility by this LEI Issuer. The sources mentioned in 1) to 3) relate to the reporting period in scope. The Data Quality Rule Setting used for the generation of this report includes all Data Quality Checks corresponding version(s) that have been effective throughout the reporting period. While every care has been taken in the compilation of this information, GLEIF will not be held responsible for any loss, damage, or inconvenience caused by inaccuracy or error within the LEI Data Quality Report. The text and graphic content of the LEI Data Quality Report may be used, printed, and distributed ONLY with the copyright information displayed (© Copyright Global Legal Entity Identifier Foundation (GLEIF)).