

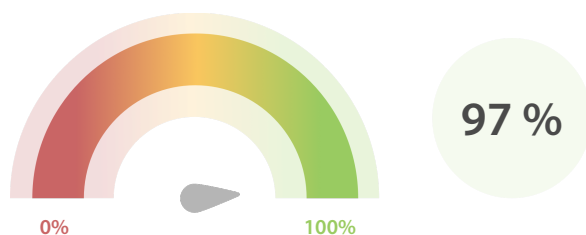
Kamer van Koophandel (Netherlands Chamber of Commerce)

| Data Quality Report | February 2017

Data Quality Scores

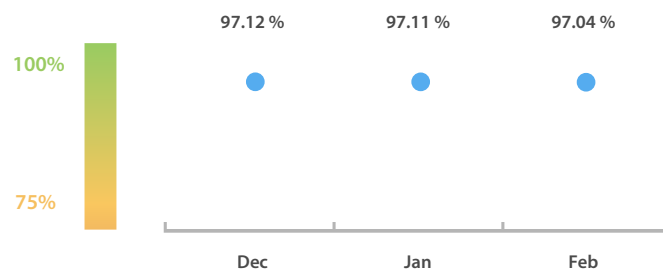
LEI Issuer Total Data Quality Score

The LEI Issuer Total Data Quality Score is calculated as the equal weighted average of the 7 'Data Quality Criteria'.

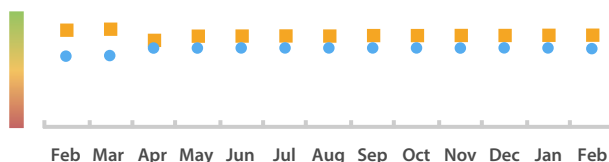


LEI Issuer Total Data Quality Score Trend

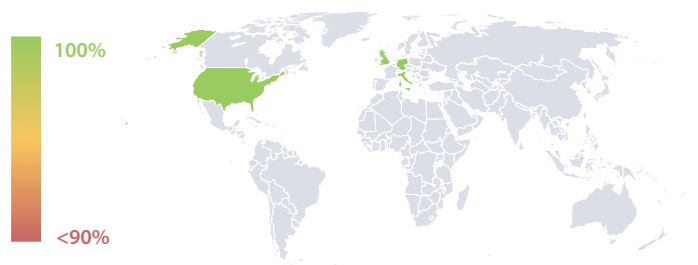
Progress achieved with regard to the continuous optimization of the data quality based on the LEI Issuer Total Data Quality Score.



LEI Issuer Data Quality (●) against LEI Pool Average (■)



Data Quality in Covered Countries



Data Quality Criteria

	Feb	Jan	Dec	29-Feb-16
Accuracy	100.00 %	100.00 %	100.00 %	100.00 %
Completeness	80.00 %	80.00 %	80.00 %	80.00 %
Comprehensiveness	100.00 %	100.00 %	100.00 %	100.00 %
Integrity	99.99 %	99.99 %	99.97 %	99.86 %
Representation	99.98 %	99.98 %	99.98 %	99.97 %
Uniqueness	100.00 %	100.00 %	100.00 %	100.00 %
Validity	99.36 %	99.84 %	99.91 %	94.07 %

The Data Quality criteria is expected to contain 12 dimensions. Currently a subset of 7 criteria is implemented, to the detriment of the score, as they are averaged on all of them. This is expected to change, on a non-fixed timeline, to include all 12 dimensions.

Quality Maturity Level

maturity level: 0.99



Statistics

LEI Issuer Totals

	Values
Managed LEIs	15,614 ↗
Active entities managed	14,974 ↗
Inactive entities managed	640 ↗
Covered countries	9 ↗

Challenges

	Values
Received challenges	0 ↗
'No change' challenges	0 ↗
Duplicates detected	0 ↗

Files

	Values
No. of days per month with CDF-compliant file uploads	28 / 28 ↗