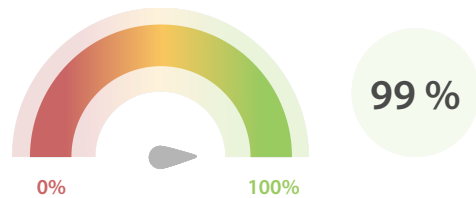


Data Quality Scores

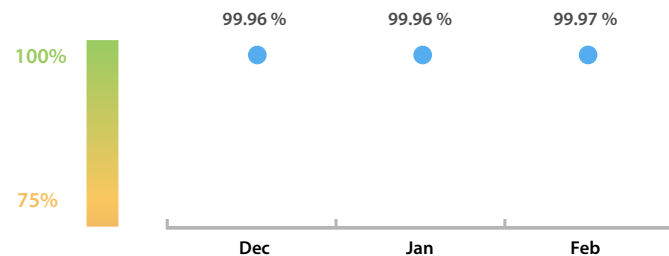
LEI Issuer Total Data Quality Score

The LEI Issuer Total Data Quality Score is calculated as the equal weighted average of the 8 'Data Quality Criteria'.

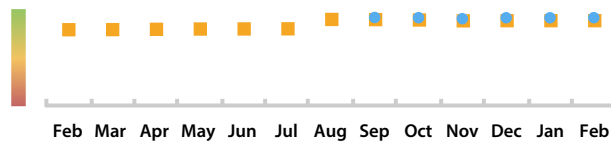


LEI Issuer Total Data Quality Score Trend

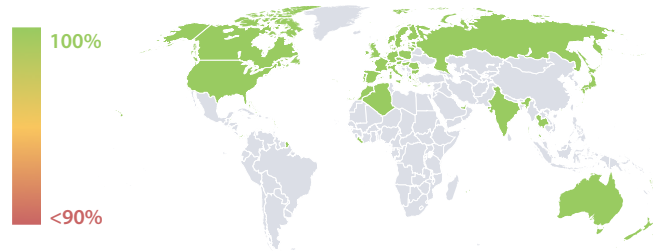
Progress achieved with regard to the continuous optimization of the data quality based on the LEI Issuer Total Data Quality Score.



LEI Issuer Data Quality (●) against LEI Pool Average (■)



Data Quality in Covered Countries



Data Quality Criteria

	Feb	Jan	# Checks	# Failed Records
Accuracy	100.00 %	100.00 %	7	0 (0 %)
Completeness	99.93 %	99.93 %	1	5 (0.06 %)
Comprehensiveness	100.00 %	100.00 %	2	0 (0 %)
Consistency	99.99 %	99.99 %	16	1 (0.01 %)
Currency	100.00 %	100.00 %	1	0 (0 %)
Integrity	100.00 %	100.00 %	15	0 (0 %)
Uniqueness	99.87 %	99.81 %	1	10 (0.12 %)
Validity	100.00 %	99.99 %	15	0 (0 %)

The Data Quality criteria is expected to contain 12 dimensions. Currently a subset of 8 criteria is implemented, to the detriment of the score, as they are averaged on all of them. This is expected to change, on a nonfixed timeline, to include all 12 dimensions.

Top 5 Failing Checks

	# Failed Records	Check description
C000180	10	There is no repetition of the same LEI code with a ...
C000243	5	this LEI must not have any parent RR record and m...
C000263	1	they must be managed by the same LOU that man...
C000262	1	Relationships' NextRenewalDate (date portion) is th...
N/A	N/A	N/A

Quality Maturity Level



Statistics

Totals

	Values
Managed LEIs	8,255 (+28.80 %)
Active entities managed	8,254 (+28.80 %)
Inactive entities managed	1 (+/-0 %)
Covered countries	65 (+6.55 %)
New lapsed LEIs *	0 (-100.00 %)

Level 2 Info

	Values
LEIs with LEI parent relationships	180 (+52.54 %)
LEIs with complete parent information	8,231 (+28.70 %)

Duplicates

	Values
Total LEIs marked as duplicate **	17 (> 100 %)
Duplicate percentage of managed LEIs	< 1 % (+64.98 %)

Challenges

	Values
Challenges this month	16 (+14.28 %)
Duplicates found this month	8 (> 1000 %)
Updates to entity information this month	0 (+/-0 %)

Files

	Values
No. of days per month with CDF-compliant file uploads	28 / 28 (+/-0 %)

* Please see our Business Report www.gleif.org/business-reports for detailed information around lapsed LEIs.

** RegistrationStatus = DUPLICATE