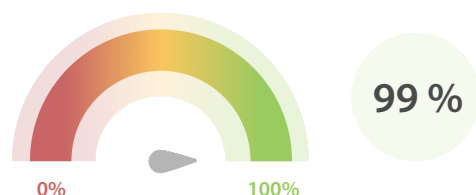


# Global LEI Data Quality Report | February 2019

## Data Quality Scores

### LEI Total Data Quality Score

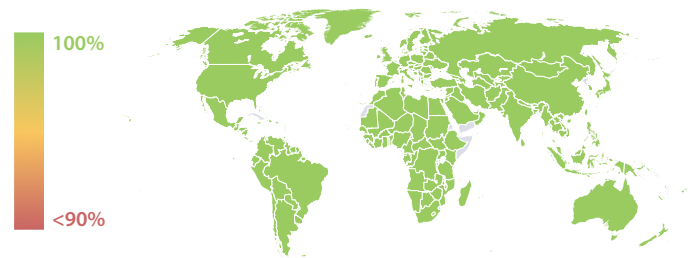
The LEI Total Data Quality Score is calculated as the equal weighted average of the 11 'Data Quality Criteria' listed below.



### Summary

The assessment performed on 28 February 2019 shows that the Total Data Quality Score remains stable above 99%. The analysis of the distinct quality maturity levels met by the individual LEI issuers demonstrates that more than 70% of the issuers achieved required quality in the reporting period. This confirms the positive trend observed in recent months.

### Data Quality Heat Map in Covered Countries

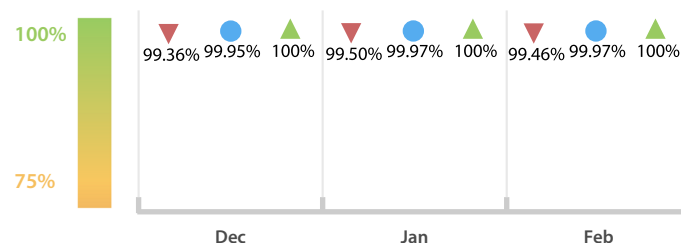


### Top 5 Failing Checks

	# Failed Records	# LEI Issuers	LEI Issuer with highest failure ratio
<a href="#">C000291</a>	11,724	26	Strate
<a href="#">C000282</a>	3,260	19	Strate
<a href="#">C000243</a>	1,402	28	Strate
<a href="#">C000276</a>	734	12	CSD Prague
<a href="#">C000146</a>	575	8	CFSTC

### LEI Total Data Quality Score Trend

Progress achieved with regard to the continuous optimization of the data quality based on the LEI Total Data Quality Score.



● Total Data Quality Score ▲ Highest LEI Issuer Score ▼ Lowest LEI Issuer Score

### Data Quality Criteria

	Feb	Jan	# Checks	# Failed Records
Accessibility	100.00 %	99.99 %	1	0 (0 %)
Accuracy	99.99 %	99.99 %	8	2 (< 0.01 %)
Completeness	99.96 %	99.96 %	3	1,445 (0.10 %)
Comprehensiveness	100.00 %	100.00 %	2	0 (0 %)
Consistency	99.95 %	99.95 %	21	11,950 (0.87 %)
Currency	99.99 %	99.99 %	1	65 (< 0.01 %)
Integrity	99.99 %	99.99 %	18	9 (< 0.01 %)
Provenance	99.85 %	99.84 %	2	3,988 (0.29 %)
Representation	100.00 %	99.99 %	2	0 (0 %)
Uniqueness	99.99 %	99.99 %	2	86 (< 0.01 %)
Validity	99.99 %	99.99 %	15	646 (0.04 %)

The Data Quality criteria is expected to contain 12 dimensions. Currently a subset of 11 criteria is implemented, to the detriment of the score, as they are averaged on all of them. This is expected to change, on a nonfixed timeline, to include all 12 dimensions.

## Quality Maturity Level

Average maturity level: 0.99

Feb 24/33 (72 %)	Feb 3/33 (9 %)	Feb 3/33 (9 %)
Jan 22/33 (66 %) Dec 22/33 (66 %)	Jan 2/33 (6 %) Dec 2/33 (6 %)	Jan 2/33 (6 %) Dec 2/33 (6 %)
LEI issuers achieving maturity level 1	LEI issuers achieving maturity level 2	LEI issuers achieving maturity level 3
L1 Required quality	L2 Expected quality	L3 Excellent quality

## Statistics

Totals	Values
Total LEI records	1,372,009 (+1.22 %)
New issued LEIs	16,250 (-4.92 %)
Renewed LEIs	61,048 (-45.04 %)
New lapsed LEIs *	20,654 (-40.64 %)
Countries	223 (-0.44 %)
LEI Issuers	33 (+/- 0 %)

Level 2 Info	Values
LEIs with LEI parent relationships	95,379 (+3.25 %)
LEIs with complete parent information	1,179,625 (+1.41 %)

Duplicates	Values
Total LEIs marked as duplicate **	3,616 (+1.74 %)
Duplicate percentage of total LEI records	< 1 % (+0.51 %)
LEIs marked as duplicate this month	64 (-11.11 %)

Challenges	Values
Challenges this month	188 (-45.82 %)
Duplicates found this month	38 (-30.90 %)
Updates to entity information this month	104 (-27.27 %)

\* Please see our Business Report [www.gleif.org/business-reports](http://www.gleif.org/business-reports) for detailed information around lapsed LEIs.

\*\* RegistrationStatus = DUPLICATE