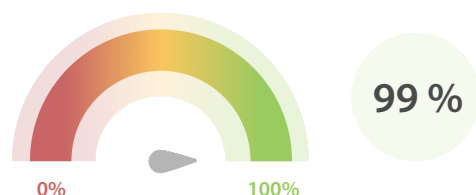


# Global LEI Data Quality Report | February 2020

## Data Quality Scores

### LEI Total Data Quality Score

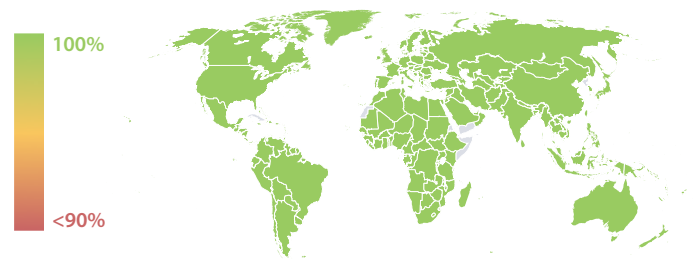
The LEI Total Data Quality Score is calculated as the equal weighted average of the 11 'Data Quality Criteria' listed below.



### Summary

The assessment conducted on 29 February 2020 shows the highest number of LEI issuers achieving expected or excellent data quality since November 2017. While the number of LEI records with parent relationships increases, the number of failing checks related to relationship data remains stable.

### Data Quality Heat Map in Covered Countries

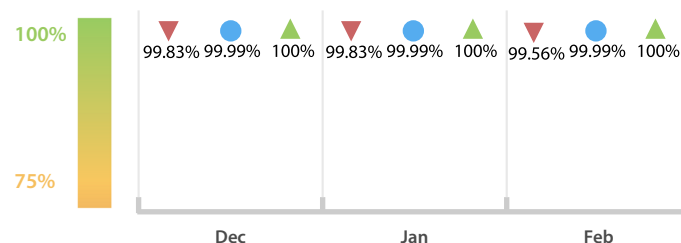


### Top 5 Failing Checks

	# Failed Records	# LEI Issuers	LEI Issuer with highest failure ratio
<a href="#">C000291</a>	7,307	23	Qatar Credit Bureau
<a href="#">C000243</a>	2,071	20	Strate
<a href="#">C000276</a>	218	6	EQS
<a href="#">C000249</a>	119	2	Kamer van Koophandel (KvK)
<a href="#">C000255</a>	78	2	Business Entity Data BV

### LEI Total Data Quality Score Trend

Progress achieved with regard to the continuous optimization of the data quality based on the LEI Total Data Quality Score.



● Total Data Quality Score ▲ Highest LEI Issuer Score ▼ Lowest LEI Issuer Score

### Data Quality Criteria

	Feb	Jan	# Checks	# Failed Records
Accessibility	100.00 %	100.00 %	1	0 (0 %)
Accuracy	100.00 %	100.00 %	8	0 (0 %)
Completeness	99.95 %	99.95 %	3	2,091 (0.13 %)
Comprehensiveness	99.99 %	99.99 %	2	1 (< 0.01 %)
Consistency	99.97 %	99.97 %	21	7,436 (0.47 %)
Currency	99.99 %	99.99 %	1	63 (< 0.01 %)
Integrity	99.99 %	99.99 %	18	1 (< 0.01 %)
Provenance	99.98 %	99.98 %	1	218 (0.01 %)
Representation	100.00 %	100.00 %	2	0 (0 %)
Uniqueness	99.99 %	99.99 %	2	3 (< 0.01 %)
Validity	99.99 %	99.99 %	15	92 (< 0.01 %)

The Data Quality criteria is expected to contain 12 dimensions. Currently a subset of 11 criteria is implemented, to the detriment of the score, as they are averaged on all of them. This is expected to change, on a nonfixed timeline, to include all 12 dimensions.

## Quality Maturity Level

Average maturity level: 0.99

Feb 27/34 (79 %)	Feb 12/34 (35 %)	Feb 8/34 (23 %)
Jan 28/33 (84 %) Dec 30/33 (90 %)	Jan 7/33 (21 %) Dec 6/33 (18 %)	Jan 5/33 (15 %) Dec 6/33 (18 %)
LEI issuers achieving maturity level 1	LEI issuers achieving maturity level 2	LEI issuers achieving maturity level 3
L1 Required quality	L2 Expected quality	L3 Excellent quality

## Statistics

Totals	Values
Total LEI records	1,580,862 (+1.29 %)
New issued LEIs	19,864 (+7.68 %)
Renewed LEIs	68,521 (-38.27 %)
New lapsed LEIs *	19,365 (-28.39 %)
Countries	225 (+/-0 %)
LEI Issuers	34 (+3.03 %)

Level 2 Info	Values
LEIs with LEI parent relationships	122,046 (+0.89 %)
LEIs with complete parent information	1,376,589 (+1.41 %)

Duplicates	Values
Total LEIs marked as duplicate **	4,359 (+1.16 %)
Duplicate percentage of total LEI records	< 1 % (-0.13 %)
LEIs marked as duplicate this month	102 (+67.21 %)

Challenges	Values
Challenges this month	42 (-2.32 %)
Duplicates found this month	22 (-26.66 %)
Updates to entity information this month	134 (+27.61 %)

\* Please see our Business Report [www.gleif.org/business-reports](http://www.gleif.org/business-reports) for detailed information around lapsed LEIs.

\*\* RegistrationStatus = DUPLICATE