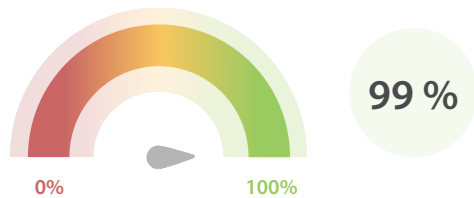


## Data Quality Scores

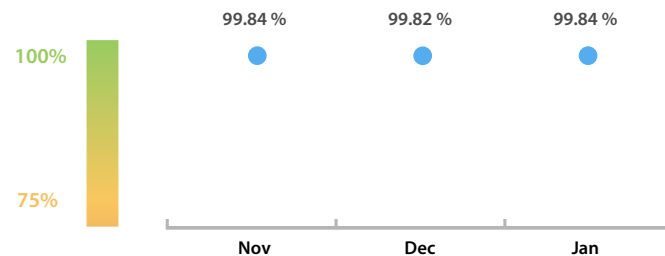
### LEI Issuer Total Data Quality Score

The LEI Issuer Total Data Quality Score is calculated as the equal weighted average of the 8 'Data Quality Criteria'.




### LEI Issuer Total Data Quality Score Trend

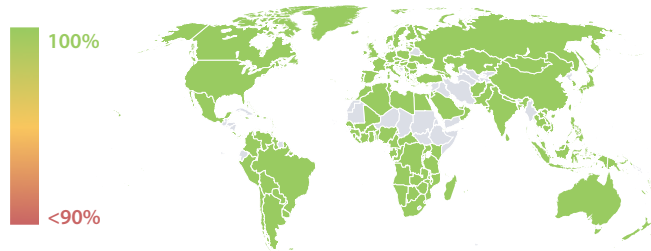
Progress achieved with regard to the continuous optimization of the data quality based on the LEI Issuer Total Data Quality Score.



### LEI Issuer Data Quality (●) against LEI Pool Average (■)



### Data Quality in Covered Countries



### Top 5 Failing Checks

	# Failed Records	Check description
<a href="#">C000075</a>	13,114	LegalAddress/Region is an ISO 3166-2 country sub...
<a href="#">C000245</a>	6,846	LEI has exactly one record for ultimate parent and ...
<a href="#">C000259</a>	2,887	ValidationAuthorityID is RA999999 or ValidationAut...
<a href="#">C000249</a>	761	ValidationReference contains valid text content.
<a href="#">C000250</a>	738	ValidationReference element MUST contain a URL...

### Data Quality Criteria

	Jan	Dec	# Checks	# Failed Records
Accuracy	99.99 %	99.98 %	7	10 (< 0.01 %)
Completeness	99.91 %	99.82 %	1	130 (0.08 %)
Comprehensiveness	100.00 %	100.00 %	2	0 (0 %)
Consistency	99.63 %	99.63 %	16	7,601 (5.21 %)
Currency	100.00 %	100.00 %	1	0 (0 %)
Integrity	99.99 %	99.99 %	15	15 (0.01 %)
Uniqueness	99.99 %	99.99 %	1	5 (< 0.01 %)
Validity	99.25 %	99.13 %	15	15,847 (10.86 %)

The Data Quality criteria is expected to contain 12 dimensions. Currently a subset of 8 criteria is implemented, to the detriment of the score, as they are averaged on all of them. This is expected to change, on a nonfixed timeline, to include all 12 dimensions.

## Quality Maturity Level



## Statistics

Totals	Values
Managed LEIs	145,875 (+11.22 %)
Active entities managed	143,658 (+11.32 %)
Inactive entities managed	2,217 (+5.17 %)
Covered countries	173 (+3.59 %)
New lapsed LEIs *	730 (+39.57 %)

Level 2 Info	Values
LEIs with LEI parent relationships	11,064 (+23.70 %)
LEIs with complete parent information	115,744 (+18.94 %)

Duplicates	Values
Total LEIs marked as duplicate **	165 (+60.19 %)
Duplicate percentage of managed LEIs	< 1 % (+44.03 %)

Challenges	Values
Challenges this month	50 (> 100 %)
Duplicates found this month	0 (+/- 0 %)
Updates to entity information this month	23 (> 100 %)

Files	Values
No. of days per month with CDF-compliant file uploads	27 / 31 (+42.10 %)

\* Please see our Business Report [www.gleif.org/business-reports](http://www.gleif.org/business-reports) for detailed information around lapsed LEIs.

\*\* RegistrationStatus = DUPLICATE