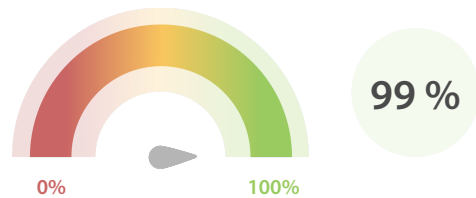


## Data Quality Scores

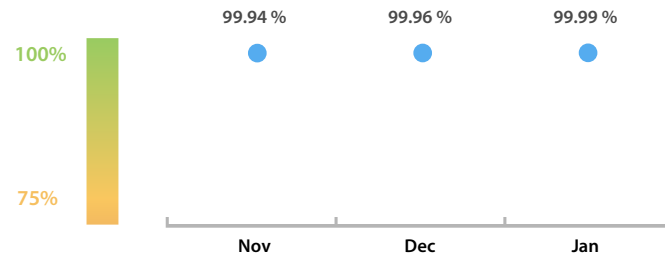
### LEI Issuer Total Data Quality Score

The LEI Issuer Total Data Quality Score is calculated as the equal weighted average of the 8 'Data Quality Criteria'.




### LEI Issuer Total Data Quality Score Trend

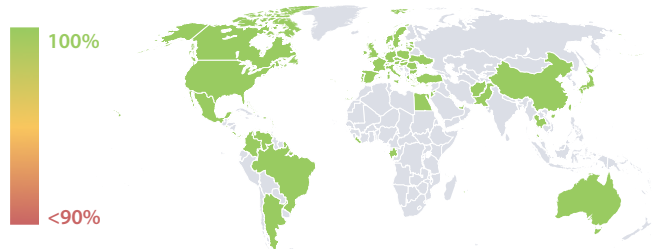
Progress achieved with regard to the continuous optimization of the data quality based on the LEI Issuer Total Data Quality Score.



### LEI Issuer Data Quality (●) against LEI Pool Average (■)



### Data Quality in Covered Countries



### Data Quality Criteria

|                   | Jan      | Dec      | # Checks | # Failed Records |
|-------------------|----------|----------|----------|------------------|
| Accuracy          | 100.00 % | 100.00 % | 7        | 0 (0 %)          |
| Completeness      | 99.95 %  | 99.96 %  | 1        | 12 (0.04 %)      |
| Comprehensiveness | 100.00 % | 100.00 % | 2        | 0 (0 %)          |
| Consistency       | 99.99 %  | 99.92 %  | 16       | 18 (0.06 %)      |
| Currency          | 100.00 % | 100.00 % | 1        | 0 (0 %)          |
| Integrity         | 99.99 %  | 99.99 %  | 15       | 1 (< 0.01 %)     |
| Uniqueness        | 99.98 %  | 99.96 %  | 1        | 3 (0.01 %)       |
| Validity          | 99.99 %  | 99.88 %  | 15       | 3 (0.01 %)       |

The Data Quality criteria is expected to contain 12 dimensions. Currently a subset of 8 criteria is implemented, to the detriment of the score, as they are averaged on all of them. This is expected to change, on a nonfixed timeline, to include all 12 dimensions.

### Top 5 Failing Checks

|                         | # Failed Records | Check description  |
|-------------------------|------------------|--|
| <a href="#">C000252</a> | 17               | For all RETIRED relationships:\n\nRelationshipPeri...    |
| <a href="#">C000243</a> | 12               | this LEI must not have any parent RR record and m...     |
| <a href="#">C000265</a> | 6                | all the record's relationships to these parents shoul... |
| <a href="#">C000260</a> | 3                | RelationshipPeriods with PeriodType RELATIONSH...        |
| <a href="#">C000180</a> | 3                | There is no repetition of the same LEI code with a ...   |

## Quality Maturity Level



## Statistics

| Totals                    | Values            |
|---------------------------|-------------------|
| Managed LEIs              | 27,430 (+16.38 %) |
| Active entities managed   | 27,383 (+16.38 %) |
| Inactive entities managed | 47 (+14.63 %)     |
| Covered countries         | 76 (+10.14 %)     |
| New lapsed LEIs *         | 19 (-24.00 %)     |

| Level 2 Info                          | Values            |
|---------------------------------------|-------------------|
| LEIs with LEI parent relationships    | 582 (+22.78 %)    |
| LEIs with complete parent information | 26,596 (+18.45 %) |

| Duplicates                           | Values           |
|--------------------------------------|------------------|
| Total LEIs marked as duplicate **    | 22 (+29.41 %)    |
| Duplicate percentage of managed LEIs | < 1 % (+11.19 %) |

| Challenges                               | Values       |
|--|--------------|
| Challenges this month                    | 6 (-25.00 %) |
| Duplicates found this month              | 1 (-50.00 %) |
| Updates to entity information this month | 1 (> 1000 %) |

| Files   | Values            |
|---|-------------------|
| No. of days per month with CDF-compliant file uploads | 31 / 31 (+/- 0 %) |

\* Please see our Business Report [www.gleif.org/business-reports](http://www.gleif.org/business-reports) for detailed information around lapsed LEIs.

\*\* RegistrationStatus = DUPLICATE