

# China Financial Standardization Technical Committee

## | Data Quality Report | January 2019

### Data Quality Scores

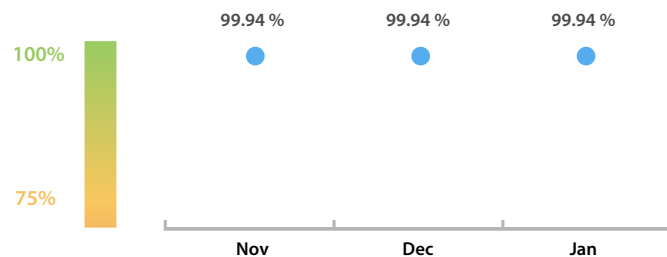
#### LEI Issuer Total Data Quality Score

The LEI Issuer Total Data Quality Score is calculated as the equal weighted average of the 11 'Data Quality Criteria'.




#### LEI Issuer Total Data Quality Score Trend

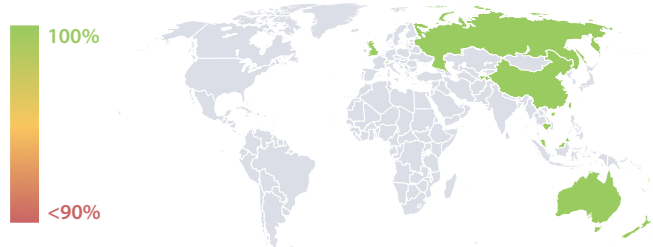
Progress achieved with regard to the continuous optimization of the data quality based on the LEI Issuer Total Data Quality Score.



#### LEI Issuer Data Quality (●) against LEI Pool Average (■)



#### Data Quality in Covered Countries



#### Top 5 Failing Checks

	# Failed Records	Check description
<a href="#">C000291</a>	82	If the ultimate parent is public: The ultimate par...
<a href="#">C000243</a>	9	This LEI must not have any parent RR record in R...
<a href="#">C000146</a>	7	NextRenewalDate >= ContentDate and NextRen...
<a href="#">C000282</a>	2	The Legal Form in the name, matches the ELF C...
<a href="#">C000276</a>	2	RegistrationAuthorityEntityID is in an expected f...

#### Data Quality Criteria

	Jan	Dec	# Checks	# Failed Records
Accessibility	100.00 %	100.00 %	1	0 (0 %)
Accuracy	100.00 %	100.00 %	8	0 (0 %)
Completeness	99.80 %	99.79 %	3	9 (0.59 %)
Comprehensiveness	100.00 %	100.00 %	2	0 (0 %)
Consistency	99.74 %	99.73 %	21	82 (5.44 %)
Currency	100.00 %	100.00 %	1	0 (0 %)
Integrity	100.00 %	100.00 %	18	0 (0 %)
Provenance	99.86 %	99.86 %	2	4 (0.26 %)
Representation	100.00 %	100.00 %	2	0 (0 %)
Uniqueness	100.00 %	100.00 %	2	0 (0 %)
Validity	99.96 %	100.00 %	15	7 (0.46 %)

The Data Quality criteria is expected to contain 12 dimensions. Currently a subset of 11 criteria is implemented, to the detriment of the score, as they are averaged on all of them. This is expected to change, on a nonfixed timeline, to include all 12 dimensions.

### Quality Maturity Level



### Statistics

Totals	Values
Managed LEIs	1,505 (+2.52 %)
Active entities managed	1,458 (+2.60 %)
Inactive entities managed	47 (+/- 0 %)
Covered countries	19 (+/- 0 %)
New lapsed LEIs *	69 (-37.83 %)

Level 2 Info	Values
LEIs with LEI parent relationships	123 (+2.50 %)
LEIs with complete parent information	1,314 (+2.73 %)

Duplicates	Values
Total LEIs marked as duplicate **	5 (+/- 0 %)
Duplicate percentage of managed LEIs	< 1 % (-2.45 %)

Challenges	Values
Challenges this month	2 (+/- 0 %)
Duplicates found this month	0 (-100.00 %)
Updates to entity information this month	0 (+/- 0 %)

Files	Values
No. of days per month with CDF-compliant file uploads	27 / 31 (-12.90 %)

\* Please see our Business Report [www.gleif.org/business-reports](http://www.gleif.org/business-reports) for detailed information around lapsed LEIs.

\*\* RegistrationStatus = DUPLICATE