

## Data Quality Scores

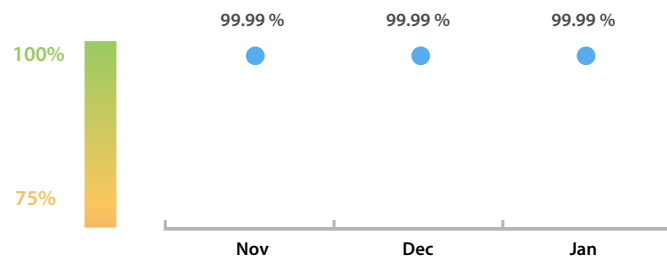
### LEI Issuer Total Data Quality Score

The LEI Issuer Total Data Quality Score is calculated as the equal weighted average of the 11 'Data Quality Criteria'.




### LEI Issuer Total Data Quality Score Trend

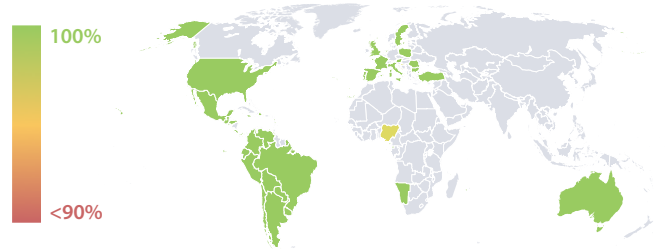
Progress achieved with regard to the continuous optimization of the data quality based on the LEI Issuer Total Data Quality Score.



### LEI Issuer Data Quality (●) against LEI Pool Average (■)



### Data Quality in Covered Countries



### Top 5 Failing Checks

|                         | # Failed Records | Check description                                     |
|-------------------------|------------------|---|
| <a href="#">C000291</a> | 64               | If the ultimate parent is public: The ultimate par... |
| <a href="#">C000287</a> | 20               | There is only one branch in this country part of t... |
| <a href="#">C000243</a> | 13               | This LEI must not have any parent RR record in R...   |
| <a href="#">C000180</a> | 10               | There is no repetition of the same LEI code with ...  |
| <a href="#">C000276</a> | 9                | RegistrationAuthorityEntityID is in an expected f...  |

### Data Quality Criteria

|                   | Jan      | Dec      | # Checks | # Failed Records |
|-------------------|----------|----------|----------|------------------|
| Accessibility     | 100.00 % | 100.00 % | 1        | 0 (0 %)          |
| Accuracy          | 100.00 % | 100.00 % | 8        | 0 (0 %)          |
| Completeness      | 99.99 %  | 99.99 %  | 3        | 15 (0.01 %)      |
| Comprehensiveness | 100.00 % | 100.00 % | 2        | 0 (0 %)          |
| Consistency       | 99.99 %  | 99.99 %  | 21       | 64 (0.07 %)      |
| Currency          | 100.00 % | 100.00 % | 1        | 0 (0 %)          |
| Integrity         | 100.00 % | 100.00 % | 18       | 0 (0 %)          |
| Provenance        | 99.99 %  | 99.99 %  | 2        | 12 (0.01 %)      |
| Representation    | 100.00 % | 100.00 % | 2        | 0 (0 %)          |
| Uniqueness        | 99.98 %  | 99.97 %  | 2        | 30 (0.03 %)      |
| Validity          | 99.99 %  | 99.99 %  | 15       | 3 (< 0.01 %)     |

The Data Quality criteria is expected to contain 12 dimensions. Currently a subset of 11 criteria is implemented, to the detriment of the score, as they are averaged on all of them. This is expected to change, on a nonfixed timeline, to include all 12 dimensions.

## Quality Maturity Level



## Statistics

| Totals                    | Values           |
|---------------------------|------------------|
| Managed LEIs              | 89,011 (+1.15 %) |
| Active entities managed   | 88,804 (+1.15 %) |
| Inactive entities managed | 207 (+4.54 %)    |
| Covered countries         | 41 (-10.86 %)    |
| New lapsed LEIs *         | 4,378 (-0.59 %)  |

| Level 2 Info                          | Values           |
|---------------------------------------|------------------|
| LEIs with LEI parent relationships    | 3,172 (+2.05 %)  |
| LEIs with complete parent information | 84,240 (+1.20 %) |

| Duplicates                           | Values          |
|--------------------------------------|-----------------|
| Total LEIs marked as duplicate **    | 123 (+/- 0 %)   |
| Duplicate percentage of managed LEIs | < 1 % (-1.14 %) |

| Challenges                               | Values        |
|--|---------------|
| Challenges this month                    | 30 (> 100 %)  |
| Duplicates found this month              | 0 (-100.00 %) |
| Updates to entity information this month | 2 (> 1000 %)  |

| Files   | Values            |
|---|-------------------|
| No. of days per month with CDF-compliant file uploads | 29 / 31 (-6.45 %) |

\* Please see our Business Report [www.gleif.org/business-reports](http://www.gleif.org/business-reports) for detailed information around lapsed LEIs.

\*\* RegistrationStatus = DUPLICATE