

## Data Quality Scores

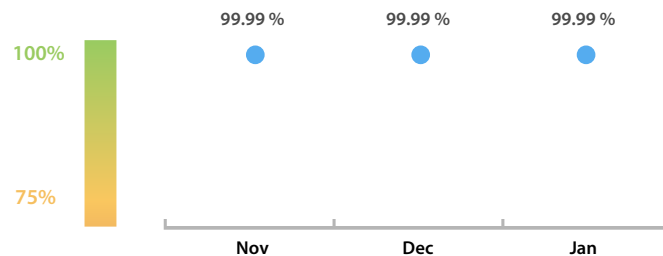
### LEI Issuer Total Data Quality Score

The LEI Issuer Total Data Quality Score is calculated as the equal weighted average of the 11 'Data Quality Criteria'.




### LEI Issuer Total Data Quality Score Trend

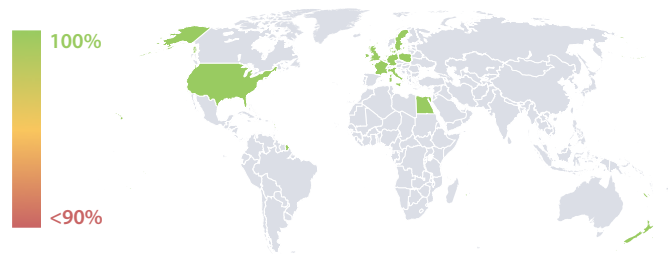
Progress achieved with regard to the continuous optimization of the data quality based on the LEI Issuer Total Data Quality Score.



### LEI Issuer Data Quality (●) against LEI Pool Average (■)



### Data Quality in Covered Countries



### Top 5 Failing Checks


	# Failed Records	Check description
<a href="#">C000291</a>	105	If the ultimate parent is public: The ultimate par...
<a href="#">C000243</a>	102	This LEI must not have any parent RR record in R...
<a href="#">C000146</a>	15	NextRenewalDate >= ContentDate and NextRen...
<a href="#">C000289</a>	8	The same value is not found in HeadquartersAdd...
<a href="#">C000288</a>	8	The same value is not found in LegalAddress/Fir...

### Data Quality Criteria

	Jan	Dec	# Checks	# Failed Records
Accessibility	100.00 %	100.00 %	1	0 (0 %)
Accuracy	100.00 %	100.00 %	8	0 (0 %)
Completeness	99.94 %	99.95 %	3	110 (0.16 %)
Comprehensiveness	100.00 %	100.00 %	2	0 (0 %)
Consistency	99.99 %	99.99 %	21	105 (0.15 %)
Currency	100.00 %	100.00 %	1	0 (0 %)
Integrity	100.00 %	99.99 %	18	0 (0 %)
Provenance	99.99 %	99.99 %	2	7 (0.01 %)
Representation	100.00 %	100.00 %	2	0 (0 %)
Uniqueness	99.99 %	99.99 %	2	2 (< 0.01 %)
Validity	99.99 %	99.99 %	15	16 (0.02 %)

The Data Quality criteria is expected to contain 12 dimensions. Currently a subset of 11 criteria is implemented, to the detriment of the score, as they are averaged on all of them. This is expected to change, on a nonfixed timeline, to include all 12 dimensions.

## Quality Maturity Level



## Statistics

### Totals

Totals	Values
Managed LEIs	66,313 (+1.13 %)
Active entities managed	61,328 (+0.93 %)
Inactive entities managed	4,985 (+3.53 %)
Covered countries	16 (+/- 0 %)
New lapsed LEIs *	2,681 (+2.09 %)

### Level 2 Info

Level 2 Info	Values
LEIs with LEI parent relationships	5,113 (+1.97 %)
LEIs with complete parent information	54,061 (+1.01 %)

### Duplicates

Duplicates	Values
Total LEIs marked as duplicate **	107 (+/- 0 %)
Duplicate percentage of managed LEIs	< 1 % (-1.11 %)

### Challenges

Challenges	Values
Challenges this month	6 (> 100 %)
Duplicates found this month	0 (+/- 0 %)
Updates to entity information this month	0 (+/- 0 %)

### Files

Files	Values
No. of days per month with CDF-compliant file uploads	31 / 31 (+/- 0 %)

\* Please see our Business Report [www.gleif.org/business-reports](http://www.gleif.org/business-reports) for detailed information around lapsed LEIs.

\*\* RegistrationStatus = DUPLICATE