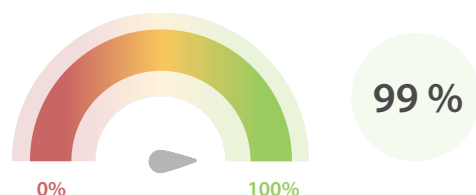


Global LEI Data Quality Report | January 2019

Data Quality Scores

LEI Total Data Quality Score

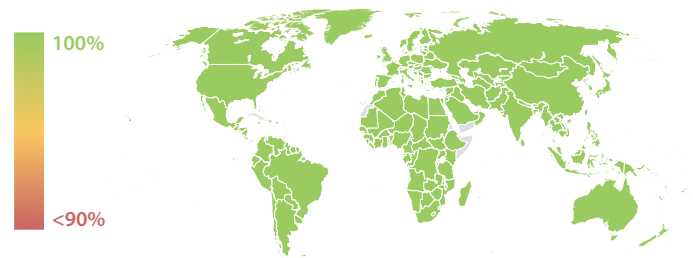
The LEI Total Data Quality Score is calculated as the equal weighted average of the 11 'Data Quality Criteria' listed below.



Summary

The assessment performed on 31 January 2019 shows that the percentage of LEI issuers that publish their full portfolio at the required quality level remains stable at 66%. In this reporting period, LEI issuers most improved performance with regard to the quality criterion 'Provenance'. The Total Data Quality Score remains above 99%.

Data Quality Heat Map in Covered Countries

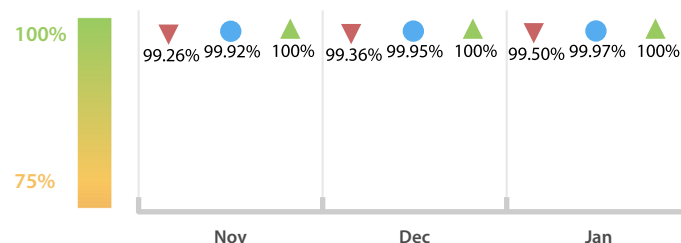


Top 5 Failing Checks

	# Failed Records	# LEI Issuers	LEI Issuer with highest failure ratio
C000291	11,311	26	Strate
C000282	3,068	18	Strate
C000243	1,311	28	Strate
C000276	1,012	12	CSD Prague
C000146	677	9	CFSTC

LEI Total Data Quality Score Trend

Progress achieved with regard to the continuous optimization of the data quality based on the LEI Total Data Quality Score.



● Total Data Quality Score ▲ Highest LEI Issuer Score ▼ Lowest LEI Issuer Score

Data Quality Criteria

	Jan	Dec	# Checks	# Failed Records
Accessibility	99.99 %	99.99 %	1	1 (< 0.01 %)
Accuracy	99.99 %	99.99 %	8	1 (< 0.01 %)
Completeness	99.96 %	99.97 %	3	1,348 (0.09 %)
Comprehensiveness	100.00 %	100.00 %	2	0 (0 %)
Consistency	99.95 %	99.95 %	21	11,795 (0.87 %)
Currency	99.99 %	99.99 %	1	57 (< 0.01 %)
Integrity	99.99 %	99.99 %	18	12 (< 0.01 %)
Provenance	99.84 %	99.57 %	2	4,074 (0.30 %)
Representation	99.99 %	100.00 %	2	24 (< 0.01 %)
Uniqueness	99.99 %	99.99 %	2	122 (< 0.01 %)
Validity	99.99 %	99.95 %	15	748 (0.05 %)

The Data Quality criteria is expected to contain 12 dimensions. Currently a subset of 11 criteria is implemented, to the detriment of the score, as they are averaged on all of them. This is expected to change, on a nonfixed timeline, to include all 12 dimensions.

Quality Maturity Level

Average maturity level: 0.99

Jan 22/33 (66 %)	Jan 2/33 (6 %)	Jan 2/33 (6 %)
Dec 22/33 (66 %)	Dec 2/33 (6 %)	Dec 2/33 (6 %)
Nov 16/32 (50 %)	Nov 2/32 (6 %)	Nov 2/32 (6 %)
LEI issuers achieving maturity level 1	LEI issuers achieving maturity level 2	LEI issuers achieving maturity level 3
L1 Required quality	L2 Expected quality	L3 Excellent quality

Statistics

Totals	Values
Total LEI records	1,355,375 (+1.30 %)
New issued LEIs	17,092 (-7.38 %)
Renewed LEIs	111,083 (-14.56 %)
New lapsed LEIs *	34,796 (-44.30 %)
Countries	224 (+0.44 %)
LEI Issuers	33 (+/- 0 %)

Level 2 Info	Values
LEIs with LEI parent relationships	92,373 (+2.83 %)
LEIs with complete parent information	1,163,111 (+1.44 %)

Duplicates	Values
Total LEIs marked as duplicate **	3,554 (+2.03 %)
Duplicate percentage of total LEI records	< 1 % (+0.72 %)
LEIs marked as duplicate this month	72 (-86.66 %)

Challenges	Values
Challenges this month	347 (+90.65 %)
Duplicates found this month	55 (+34.14 %)
Updates to entity information this month	143 (+68.23 %)

* Please see our Business Report www.gleif.org/business-reports for detailed information around lapsed LEIs.

** RegistrationStatus = DUPLICATE