

Data Quality Scores

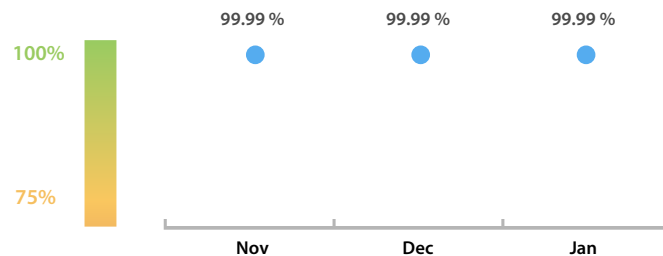
LEI Issuer Total Data Quality Score

The LEI Issuer Total Data Quality Score is calculated as the equal weighted average of the 11 'Data Quality Criteria'.




LEI Issuer Total Data Quality Score Trend

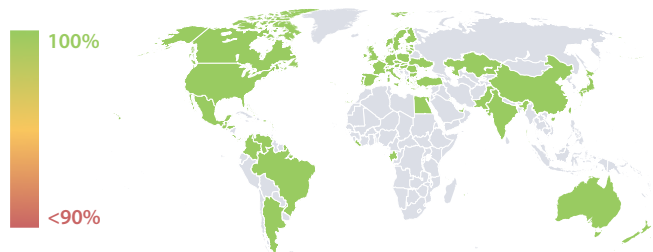
Progress achieved with regard to the continuous optimization of the data quality based on the LEI Issuer Total Data Quality Score.



LEI Issuer Data Quality (●) against LEI Pool Average (■)



Data Quality in Covered Countries



Top 5 Failing Checks

	# Failed Records	Check description
C000291	15	If the ultimate parent is public: The ultimate par...
C000243	6	This LEI must not have any parent RR record in R...
C000281	3	The country or subdivision of the ELF code's in t...
C000289	2	The same value is not found in HeadquartersAdd...
C000288	2	The same value is not found in LegalAddress/Fir...

Data Quality Criteria

	Jan	Dec	# Checks	# Failed Records
Accessibility	100.00 %	100.00 %	1	0 (0 %)
Accuracy	100.00 %	100.00 %	8	0 (0 %)
Completeness	99.99 %	99.99 %	3	8 (0.01 %)
Comprehensiveness	100.00 %	100.00 %	2	0 (0 %)
Consistency	99.99 %	99.99 %	21	18 (0.04 %)
Currency	100.00 %	100.00 %	1	0 (0 %)
Integrity	100.00 %	100.00 %	18	0 (0 %)
Provenance	99.99 %	100.00 %	1	1 (< 0.01 %)
Representation	100.00 %	100.00 %	2	0 (0 %)
Uniqueness	100.00 %	100.00 %	2	0 (0 %)
Validity	100.00 %	100.00 %	15	0 (0 %)

The Data Quality criteria is expected to contain 12 dimensions. Currently a subset of 11 criteria is implemented, to the detriment of the score, as they are averaged on all of them. This is expected to change, on a nonfixed timeline, to include all 12 dimensions.

Quality Maturity Level



Statistics

Totals	Values
Managed LEIs	42,087 (+0.95 %)
Active entities managed	41,680 (+0.92 %)
Inactive entities managed	407 (+4.09 %)
Covered countries	82 (-1.20 %)
New lapsed LEIs *	641 (-68.14 %)

Level 2 Info	Values
LEIs with LEI parent relationships	1,137 (+0.79 %)
LEIs with complete parent information	41,174 (+0.92 %)

Duplicates	Values
Total LEIs marked as duplicate **	54 (+1.88 %)
Duplicate percentage of managed LEIs	< 1 % (+0.92 %)

Challenges	Values
Challenges this month	0 (-100.00 %)
Duplicates found this month	1 (+/- 0 %)
Updates to entity information this month	1 (-66.66 %)

Files	Values
No. of days per month with CDF-compliant file uploads	31 / 31 (+/- 0 %)

* Please see our Business Report www.gleif.org/business-reports for detailed information around lapsed LEIs.

** RegistrationStatus = DUPLICATE