

## Data Quality Scores

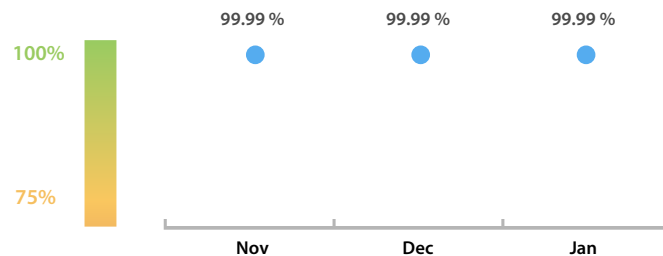
### LEI Issuer Total Data Quality Score

The LEI Issuer Total Data Quality Score is calculated as the equal weighted average of the 11 'Data Quality Criteria'.




### LEI Issuer Total Data Quality Score Trend

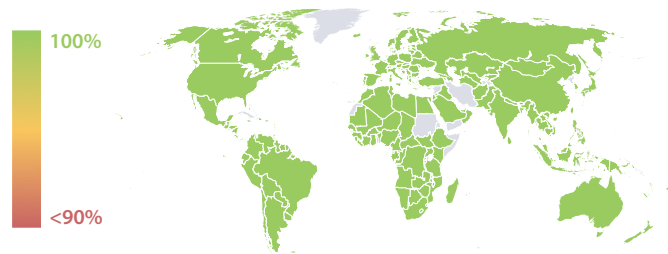
Progress achieved with regard to the continuous optimization of the data quality based on the LEI Issuer Total Data Quality Score.



### LEI Issuer Data Quality (●) against LEI Pool Average (■)



### Data Quality in Covered Countries



### Top 5 Failing Checks

	# Failed Records	Check description
<a href="#">C000291</a>	58	If the ultimate parent is public: The ultimate par...
<a href="#">C000243</a>	26	This LEI must not have any parent RR record in R...
<a href="#">C000262</a>	4	Relationships' NextRenewalDate (date portion) is...
<a href="#">C000289</a>	1	The same value is not found in HeadquartersAdd...
<a href="#">N/A</a>	N/A	N/A

### Data Quality Criteria

	Jan	Dec	# Checks	# Failed Records
Accessibility	100.00 %	100.00 %	1	0 (0 %)
Accuracy	100.00 %	100.00 %	8	0 (0 %)
Completeness	99.99 %	99.99 %	3	27 (0.02 %)
Comprehensiveness	100.00 %	100.00 %	2	0 (0 %)
Consistency	99.99 %	99.99 %	21	62 (0.06 %)
Currency	100.00 %	100.00 %	1	0 (0 %)
Integrity	100.00 %	100.00 %	18	0 (0 %)
Provenance	100.00 %	100.00 %	1	0 (0 %)
Representation	100.00 %	100.00 %	2	0 (0 %)
Uniqueness	100.00 %	100.00 %	2	0 (0 %)
Validity	100.00 %	100.00 %	15	0 (0 %)

The Data Quality criteria is expected to contain 12 dimensions. Currently a subset of 11 criteria is implemented, to the detriment of the score, as they are averaged on all of them. This is expected to change, on a nonfixed timeline, to include all 12 dimensions.

## Quality Maturity Level



## Statistics

### Totals

Totals	Values
Managed LEIs	94,036 (+2.74 %)
Active entities managed	93,489 (+2.70 %)
Inactive entities managed	547 (+10.06 %)
Covered countries	204 (+/-0 %)
New lapsed LEIs *	1,753 (-23.21 %)

### Level 2 Info

Level 2 Info	Values
LEIs with LEI parent relationships	7,734 (+1.30 %)
LEIs with complete parent information	92,804 (+2.69 %)

### Duplicates

Duplicates	Values
Total LEIs marked as duplicate **	91 (+5.81 %)
Duplicate percentage of managed LEIs	< 1 % (+2.98 %)

### Challenges

Challenges	Values
Challenges this month	0 (-100.00 %)
Duplicates found this month	4 (+33.33 %)
Updates to entity information this month	17 (-5.55 %)

### Files

Files	Values
No. of days per month with CDF-compliant file uploads	31 / 31 (+/-0 %)

\* Please see our Business Report [www.gleif.org/business-reports](http://www.gleif.org/business-reports) for detailed information around lapsed LEIs.

\*\* RegistrationStatus = DUPLICATE