

Data Quality Scores

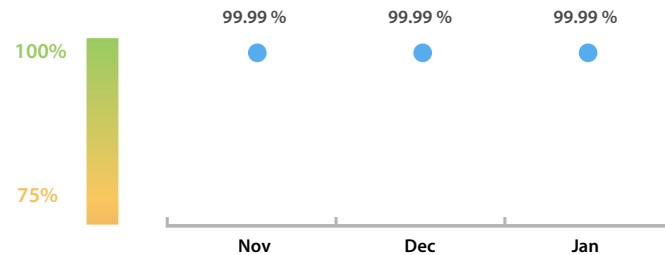
LEI Issuer Total Data Quality Score

The LEI Issuer Total Data Quality Score is calculated as the equal weighted average of the 11 'Data Quality Criteria'.




LEI Issuer Total Data Quality Score Trend

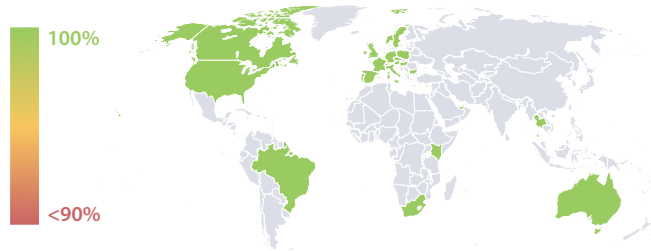
Progress achieved with regard to the continuous optimization of the data quality based on the LEI Issuer Total Data Quality Score.



LEI Issuer Data Quality (●) against LEI Pool Average (■)



Data Quality in Covered Countries



Top 5 Failing Checks

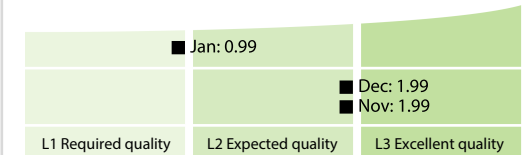
| | # Failed Records | Check description |
|-------------------------|------------------|---|
| C000249 | 126 | ValidationReference contains valid text content. |
| C000291 | 83 | If the ultimate parent is public: The ultimate par... |
| C000243 | 22 | This LEI must not have any parent RR record in R... |
| C000252 | 1 | For all RETIRED relationships:RelationshipPeriod/... |
| N/A | N/A | N/A |

Data Quality Criteria

| | Jan | Dec | # Checks | # Failed Records |
|-------------------|----------|----------|----------|------------------|
| Accessibility | 100.00 % | 100.00 % | 1 | 0 (0 %) |
| Accuracy | 100.00 % | 100.00 % | 8 | 0 (0 %) |
| Completeness | 99.99 % | 99.99 % | 3 | 22 (0.02 %) |
| Comprehensiveness | 100.00 % | 100.00 % | 2 | 0 (0 %) |
| Consistency | 99.99 % | 99.98 % | 21 | 205 (0.20 %) |
| Currency | 100.00 % | 100.00 % | 1 | 0 (0 %) |
| Integrity | 100.00 % | 100.00 % | 18 | 0 (0 %) |
| Provenance | 100.00 % | 100.00 % | 1 | 0 (0 %) |
| Representation | 100.00 % | 100.00 % | 2 | 0 (0 %) |
| Uniqueness | 100.00 % | 99.99 % | 2 | 0 (0 %) |
| Validity | 100.00 % | 100.00 % | 15 | 0 (0 %) |

The Data Quality criteria is expected to contain 12 dimensions. Currently a subset of 11 criteria is implemented, to the detriment of the score, as they are averaged on all of them. This is expected to change, on a nonfixed timeline, to include all 12 dimensions.

Quality Maturity Level



Statistics

| Totals | Values |
|---------------------------|-------------------|
| Managed LEIs | 100,479 (+0.77 %) |
| Active entities managed | 97,040 (+0.27 %) |
| Inactive entities managed | 3,439 (+17.13 %) |
| Covered countries | 37 (+/-0 %) |
| New lapsed LEIs * | 777 (-57.21 %) |

| Level 2 Info | Values |
|---------------------------------------|------------------|
| LEIs with LEI parent relationships | 2,519 (+2.02 %) |
| LEIs with complete parent information | 88,184 (+0.39 %) |

| Duplicates | Values |
|--------------------------------------|-----------------|
| Total LEIs marked as duplicate ** | 15 (+/-0 %) |
| Duplicate percentage of managed LEIs | < 1 % (-0.76 %) |

| Challenges | Values |
|--|--------------|
| Challenges this month | 0 (+/-0 %) |
| Duplicates found this month | 0 (+/-0 %) |
| Updates to entity information this month | 2 (-77.77 %) |

| Files | Values |
|---|------------------|
| No. of days per month with CDF-compliant file uploads | 31 / 31 (+/-0 %) |

* Please see our Business Report www.gleif.org/business-reports for detailed information around lapsed LEIs.

** RegistrationStatus = DUPLICATE