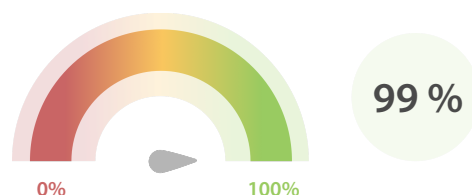


Global LEI Data Quality Report | January 2020

Data Quality Scores

LEI Total Data Quality Score

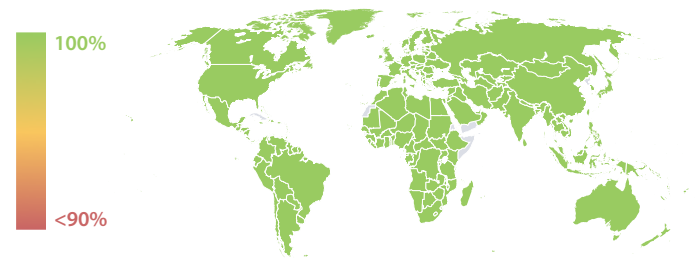
The LEI Total Data Quality Score is calculated as the equal weighted average of the 11 'Data Quality Criteria' listed below.



Summary

The assessment conducted on 31 January 2020 shows fewer LEI issuers reached the required data quality (84%). At the same time the number of LEI issuers demonstrating expected data quality increased further. Data quality measures related to the direct and ultimate parent data collection continue to increase.

Data Quality Heat Map in Covered Countries

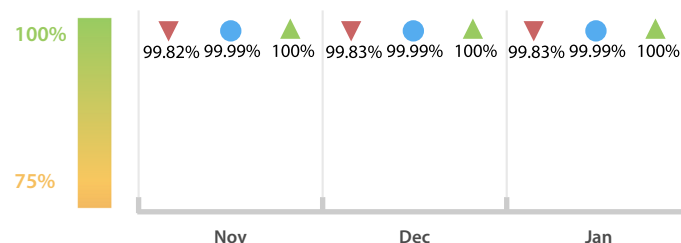


Top 5 Failing Checks

	# Failed Records	# LEI Issuers	LEI Issuer with highest failure ratio
C000291	7,290	24	Strate
C000243	2,074	22	Strate
C000276	223	7	EQS
C000249	126	1	Kamer van Koophandel (KvK)
C000255	68	1	Business Entity Data BV

LEI Total Data Quality Score Trend

Progress achieved with regard to the continuous optimization of the data quality based on the LEI Total Data Quality Score.



● Total Data Quality Score ▲ Highest LEI Issuer Score ▼ Lowest LEI Issuer Score

Data Quality Criteria

	Jan	Dec	# Checks	# Failed Records
Accessibility	100.00 %	100.00 %	1	0 (0 %)
Accuracy	100.00 %	99.99 %	8	0 (0 %)
Completeness	99.95 %	99.95 %	3	2,090 (0.13 %)
Comprehensiveness	99.99 %	100.00 %	2	1 (< 0.01 %)
Consistency	99.97 %	99.97 %	21	7,422 (0.47 %)
Currency	99.99 %	99.99 %	1	58 (< 0.01 %)
Integrity	99.99 %	99.99 %	18	49 (< 0.01 %)
Provenance	99.98 %	99.98 %	1	223 (0.01 %)
Representation	100.00 %	100.00 %	2	0 (0 %)
Uniqueness	99.99 %	99.99 %	2	6 (< 0.01 %)
Validity	99.99 %	99.99 %	15	124 (< 0.01 %)

The Data Quality criteria is expected to contain 12 dimensions. Currently a subset of 11 criteria is implemented, to the detriment of the score, as they are averaged on all of them. This is expected to change, on a nonfixed timeline, to include all 12 dimensions.

Quality Maturity Level

Average maturity level: 0.99

Jan 28/33 (84 %)	Jan 7/33 (21 %)	Jan 5/33 (15 %)
Dec 30/33 (90 %) Nov 31/33 (93 %)	Dec 6/33 (18 %) Nov 6/33 (18 %)	Dec 6/33 (18 %) Nov 6/33 (18 %)
LEI issuers achieving maturity level 1	LEI issuers achieving maturity level 2	LEI issuers achieving maturity level 3
L1 Required quality	L2 Expected quality	L3 Excellent quality

Statistics

Totals	Values
Total LEI records	1,560,689 (+1.20 %)
New issued LEIs	18,447 (+3.80 %)
Renewed LEIs	111,017 (-11.99 %)
New lapsed LEIs *	27,045 (-15.10 %)
Countries	225 (+/- 0 %)
LEI Issuers	33 (+/- 0 %)

Level 2 Info	Values
LEIs with LEI parent relationships	120,961 (+1.10 %)
LEIs with complete parent information	1,357,419 (+1.22 %)

Duplicates	Values
Total LEIs marked as duplicate **	4,309 (+1.07 %)
Duplicate percentage of total LEI records	< 1 % (-0.12 %)
LEIs marked as duplicate this month	61 (-3.17 %)

Challenges	Values
Challenges this month	43 (-18.86 %)
Duplicates found this month	30 (-11.76 %)
Updates to entity information this month	105 (-19.84 %)

* Please see our Business Report www.gleif.org/business-reports for detailed information around lapsed LEIs.

** RegistrationStatus = DUPLICATE