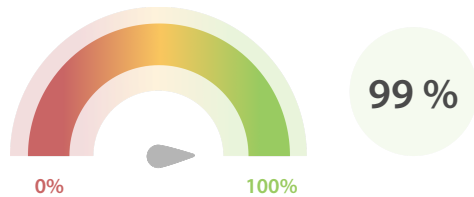


## Data Quality Scores

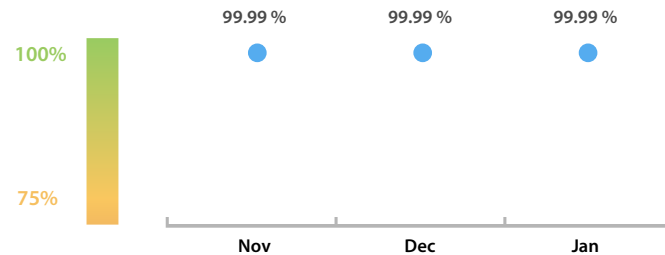
### LEI Issuer Total Data Quality Score

The LEI Issuer Total Data Quality Score is calculated as the equal weighted average of the 11 'Data Quality Criteria'.




### LEI Issuer Total Data Quality Score Trend

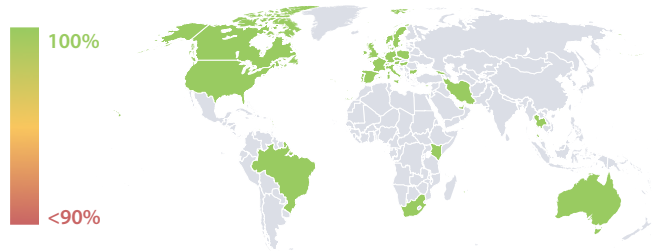
Progress achieved with regard to the continuous optimization of the data quality based on the LEI Issuer Total Data Quality Score.



### LEI Issuer Data Quality (●) against LEI Pool Average (■)



### Data Quality in Covered Countries



### Top 5 Failing Checks

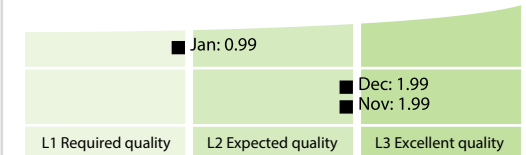
	# Failed Records	Check description
<a href="#">C000249</a>	81	ValidationReference contai...
<a href="#">C000291</a>	63	If the ultimate parent is public: Th...
<a href="#">C000281</a>	29	The country or subdivision of ...
<a href="#">C000243</a>	29	This LEI must not have any parent ...
<a href="#">C000252</a>	2	For all RETIRED relationships:...

### Data Quality Criteria

	Jan	Dec	# Checks	# Failed Records
Accessibility	100.00 %	100.00 %	1	0 (0 %)
Accuracy	100.00 %	100.00 %	8	0 (0 %)
Completeness	99.99 %	99.99 %	3	29 (0.02 %)
Comprehensiveness	100.00 %	100.00 %	2	0 (0 %)
Consistency	99.99 %	99.99 %	21	176 (0.15 %)
Currency	100.00 %	100.00 %	1	0 (0 %)
Integrity	100.00 %	100.00 %	18	0 (0 %)
Provenance	100.00 %	100.00 %	1	0 (0 %)
Representation	100.00 %	100.00 %	2	0 (0 %)
Uniqueness	100.00 %	100.00 %	2	0 (0 %)
Validity	99.99 %	99.99 %	15	1 (< 0.01 %)

The Data Quality criteria is expected to contain 12 dimensions. Currently a subset of 11 criteria is implemented, to the detriment of the score, as they are averaged on all of them. This is expected to change, on a nonfixed timeline, to include all 12 dimensions.

## Quality Maturity Level



## Statistics

Totals	Values
Managed LEIs	110,492 (+0.92 %)
Active entities managed	103,766 (+0.46 %)
Inactive entities managed	6,726 (+8.65 %)
Covered countries	37 (+/-0 %)
New lapsed LEIs *	551 (-50.67 %)

Level 2 Info	Values
LEIs with LEI parent relationships	2,977 (+1.70 %)
LEIs with complete parent information	96,077 (+0.60 %)

Duplicates	Values
Total LEIs marked as duplicate **	22 (+4.76 %)
Duplicate percentage of managed LEIs	< 1 % (+3.79 %)

Challenges	Values
Challenges this month	6 (> 100 %)
Duplicates found this month	0 (+/-0 %)
Updates to entity information this month	1 (+/-0 %)

Files	Values
No. of days per month with CDF-compliant file uploads	30 / 31 (-3.22 %)

\* Please see our Business Report [www.gleif.org/business-reports](http://www.gleif.org/business-reports) for detailed information around lapsed LEIs.

\*\* RegistrationStatus = DUPLICATE