

## Data Quality Scores

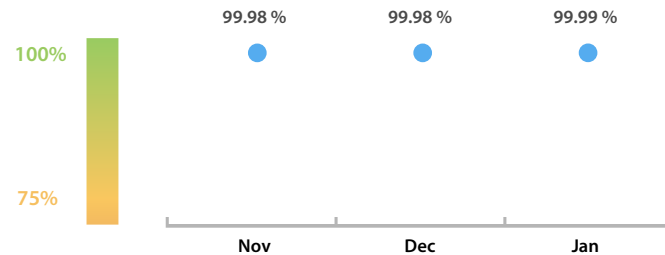
### LEI Issuer Total Data Quality Score

The LEI Issuer Total Data Quality Score is calculated as the equal weighted average of the 11 'Data Quality Criteria'.




### LEI Issuer Total Data Quality Score Trend

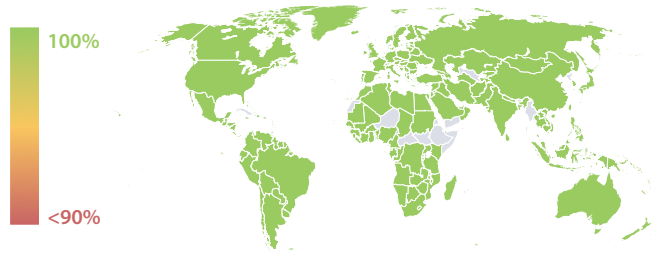
Progress achieved with regard to the continuous optimization of the data quality based on the LEI Issuer Total Data Quality Score.



### LEI Issuer Data Quality (●) against LEI Pool Average (■)



### Data Quality in Covered Countries



### Top 5 Failing Checks

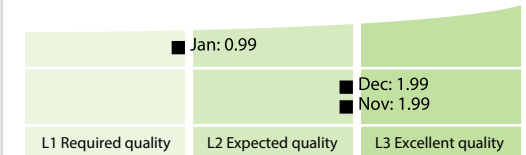
	# Failed Records	Check description
<a href="#">C000291</a>	2,608	If the ultimate parent is public: Th...
<a href="#">C000243</a>	1,097	This LEI must not have any parent ...
<a href="#">C000262</a>	8	Relationships' NextRenewalDat...
<a href="#">C000276</a>	7	RegistrationAuthorityEntity...
<a href="#">C000253</a>	4	The parent entity's correspon...

### Data Quality Criteria

	Jan	Dec	# Checks	# Failed Records
Accessibility	100.00 %	100.00 %	1	0 (0 %)
Accuracy	100.00 %	100.00 %	8	0 (0 %)
Completeness	99.92 %	99.91 %	3	1,097 (0.23 %)
Comprehensiveness	100.00 %	100.00 %	2	0 (0 %)
Consistency	99.97 %	99.97 %	21	2,609 (0.54 %)
Currency	100.00 %	99.99 %	1	0 (0 %)
Integrity	100.00 %	100.00 %	18	0 (0 %)
Provenance	99.99 %	99.99 %	1	7 (< 0.01 %)
Representation	100.00 %	100.00 %	2	0 (0 %)
Uniqueness	100.00 %	100.00 %	2	0 (0 %)
Validity	99.99 %	99.99 %	15	1 (< 0.01 %)

The Data Quality criteria is expected to contain 12 dimensions. Currently a subset of 11 criteria is implemented, to the detriment of the score, as they are averaged on all of them. This is expected to change, on a nonfixed timeline, to include all 12 dimensions.

## Quality Maturity Level



## Statistics

Totals	Values
Managed LEIs	475,456 (+0.39 %)
Active entities managed	461,537 (+0.35 %)
Inactive entities managed	13,919 (+1.92 %)
Covered countries	213 (+/- 0 %)
New lapsed LEIs *	4,992 (-19.19 %)

Level 2 Info	Values
LEIs with LEI parent relationships	50,271 (-0.78 %)
LEIs with complete parent information	360,096 (+0.35 %)

Duplicates	Values
Total LEIs marked as duplicate **	2,713 (+0.33 %)
Duplicate percentage of managed LEIs	< 1 % (-0.06 %)

Challenges	Values
Challenges this month	91 (-1.08 %)
Duplicates found this month	5 (-66.66 %)
Updates to entity information this month	49 (+16.66 %)

Files	Values
No. of days per month with CDF-compliant file uploads	31 / 31 (+/- 0 %)

\* Please see our Business Report [www.gleif.org/business-reports](http://www.gleif.org/business-reports) for detailed information around lapsed LEIs.

\*\* RegistrationStatus = DUPLICATE