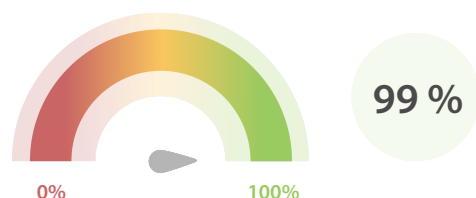


# Global LEI Data Quality Report | January 2021

## Data Quality Scores

### LEI Total Data Quality Score

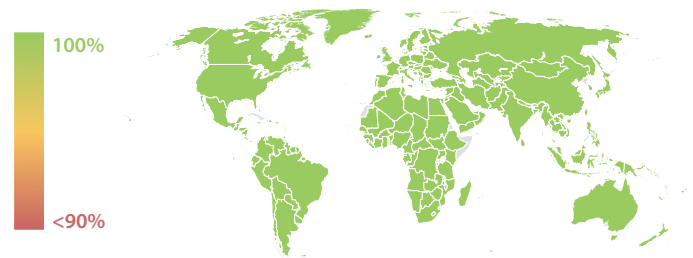
The LEI Total Data Quality Score is calculated as the equal weighted average of the 11 'Data Quality Criteria' listed below.



### Summary

The assessment conducted on 31 January 2021 shows that the number of LEI Issuers achieving expected and excellent data quality exhibits a slight positive increase. LEI Issuers achieving the required data quality decreased to 81%. That is based on very few, isolated, and timely limited integrity issues between different data records.

### Data Quality Heat Map in Covered Countries

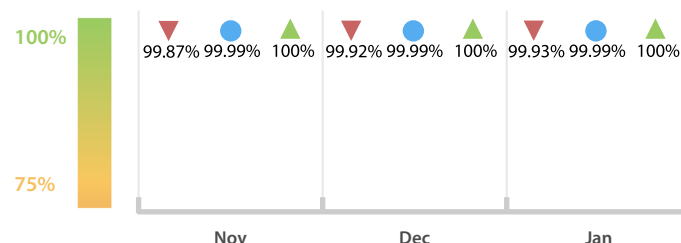


### Top 5 Failing Checks

	# Failed Records	# LEI Issuers	LEI Issuer with highest failure ratio
<a href="#">C000291</a>	3,560	21	Strate
<a href="#">C000243</a>	1,488	21	Qatar Credit Bureau
<a href="#">C000249</a>	82	2	Kamer van Koophandel ...
<a href="#">C000276</a>	50	8	EQS
<a href="#">C000281</a>	29	1	Kamer van Koophandel ...

### LEI Total Data Quality Score Trend

Progress achieved with regard to the continuous optimization of the data quality based on the LEI Total Data Quality Score.



● Total Data Quality Score ▲ Highest LEI Issuer Score ▼ Lowest LEI Issuer Score

### Data Quality Criteria

	Jan	Dec	# Checks	# Failed Records
Accessibility	100.00 %	100.00 %	1	0 (0 %)
Accuracy	100.00 %	100.00 %	8	0 (0 %)
Completeness	99.97 %	99.97 %	3	1,488 (0.08 %)
Comprehensiveness	100.00 %	100.00 %	2	0 (0 %)
Consistency	99.99 %	99.98 %	21	3,685 (0.20 %)
Currency	100.00 %	99.99 %	1	0 (0 %)
Integrity	99.99 %	99.99 %	18	2 (< 0.01 %)
Provenance	99.99 %	99.99 %	1	50 (< 0.01 %)
Representation	100.00 %	100.00 %	2	0 (0 %)
Uniqueness	99.99 %	99.99 %	2	2 (< 0.01 %)
Validity	99.99 %	99.99 %	15	29 (< 0.01 %)

The Data Quality criteria is expected to contain 12 dimensions. Currently a subset of 11 criteria is implemented, to the detriment of the score, as they are averaged on all of them. This is expected to change, on a nonfixed timeline, to include all 12 dimensions.

## Quality Maturity Level

Average maturity level: 0.99

Jan 30/37 (81 %)	Jan 13/37 (35 %)	Jan 10/37 (27 %)
Dec 33/37 (89 %) Nov 34/37 (91 %)	Dec 11/37 (29 %) Nov 13/37 (35 %)	Dec 7/37 (18 %) Nov 8/37 (21 %)
LEI issuers achieving maturity level 1	LEI issuers achieving maturity level 2	LEI issuers achieving maturity level 3
L1 Required quality	L2 Expected quality	L3 Excellent quality

## Statistics

Totals	Values
Total LEI records	1,797,310 (+1.10 %)
New issued LEIs	19,485 (-4.70 %)
Renewed LEIs	108,742 (-22.49 %)
New lapsed LEIs *	22,270 (-16.84 %)
Countries	226 (+/-0 %)
LEI Issuers	37 (+/-0 %)

Level 2 Info	Values
LEIs with LEI parent relationships	133,025 (+0.70 %)
LEIs with complete parent information	1,580,985 (+1.12 %)

Duplicates	Values
Total LEIs marked as duplicate **	4,679 (+0.51 %)
Duplicate percentage of total LEI records	< 1 % (-0.57 %)
LEIs marked as duplicate this month	24 (-29.41 %)

Challenges	Values
Challenges this month	241 (+6.16 %)
Duplicates found this month	24 (-14.28 %)
Updates to entity information this month	104 (-0.95 %)

\* Please see our Business Report [www.gleif.org/business-reports](http://www.gleif.org/business-reports) for detailed information around lapsed LEIs.

\*\* RegistrationStatus = DUPLICATE