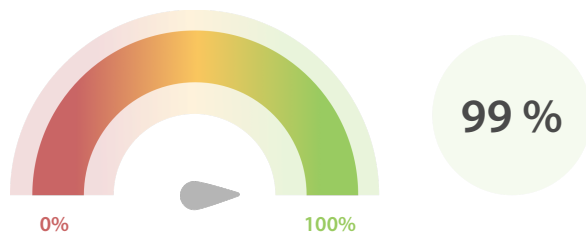


Data Quality Scores

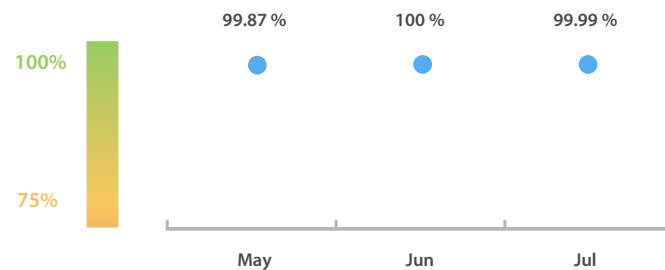
LEI Issuer Total Data Quality Score

The LEI Issuer Total Data Quality Score is calculated as the equal weighted average of the 7 'Data Quality Criteria'.

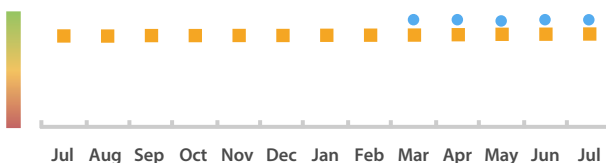


LEI Issuer Total Data Quality Score Trend

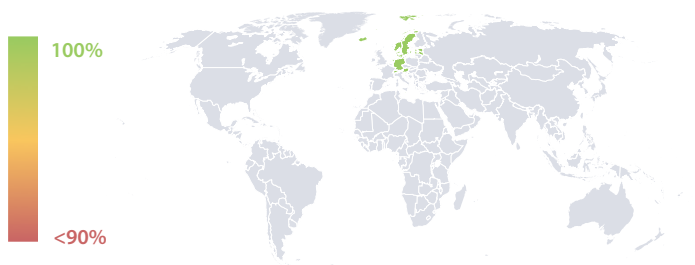
Progress achieved with regard to the continuous optimization of the data quality based on the LEI Issuer Total Data Quality Score.



LEI Issuer Data Quality (●) against LEI Pool Average (■)



Data Quality in Covered Countries



Data Quality Criteria

	Jul	Jun	May	31-Jul-16
Accuracy	100.00 %	100.00 %	100.00 %	N/A
Completeness	100.00 %	100.00 %	99.31 %	N/A
Comprehensiveness	100.00 %	100.00 %	100.00 %	N/A
Integrity	100.00 %	100.00 %	100.00 %	N/A
Representation	100.00 %	100.00 %	100.00 %	N/A
Uniqueness	100.00 %	100.00 %	100.00 %	N/A
Validity	99.97 %	100.00 %	99.82 %	N/A

The Data Quality criteria is expected to contain 12 dimensions. Currently a subset of 7 criteria is implemented, to the detriment of the score, as they are averaged on all of them. This is expected to change, on a non-fixed timeline, to include all 12 dimensions.

Quality Maturity Level

maturity level: 0.99



Statistics

LEI Issuer Totals

	Values
Managed LEIs	205 ↑
Active entities managed	205 ↑
Inactive entities managed	0 →
Covered countries	12 ↑

Challenges

	Values
Received challenges	1 →
'No change' challenges	0 →
Duplicates detected	0 →

Files

	Values
No. of days per month with CDF-compliant file uploads	31 / 31 →