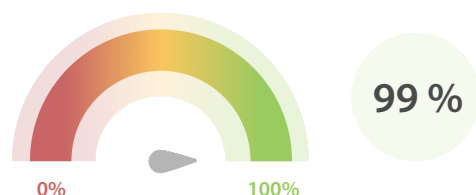


# Global LEI Data Quality Report | July 2018

## Data Quality Scores

### LEI Total Data Quality Score

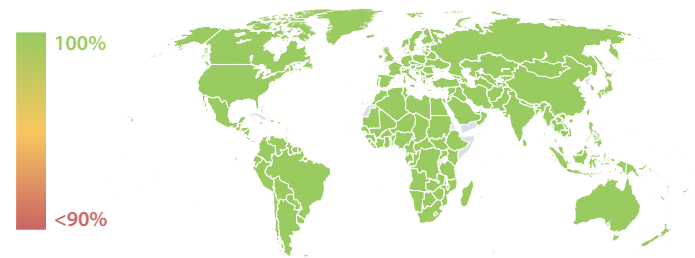
The LEI Total Data Quality Score is calculated as the equal weighted average of the 8 'Data Quality Criteria' listed below.



### Summary

The assessment performed on 31 July 2018 shows that the Total Data Quality Score remains stable above 99%. The number of failures for data quality checks related to direct and ultimate parent data information further decreased. The count of LEIs exhibiting complete parent information decreased due to erroneous reporting by one LEI issuer in June, which was corrected in July.

### Data Quality Heat Map in Covered Countries

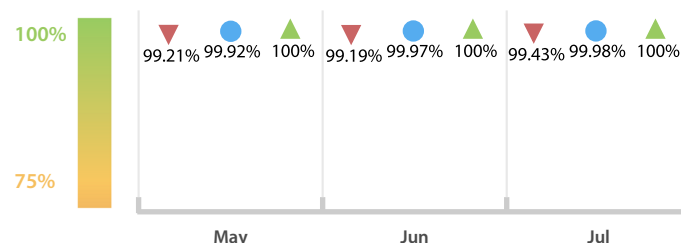


### Top 5 Failing Checks

	# Failed Records	# LEI Issuers	LEI Issuer with highest amount in %
<a href="#">C000245</a>	13,399	13	Central Securities Clearing System PLC
<a href="#">C000243</a>	854	26	Istanbul Takas ve Saklama Bankası ...
<a href="#">C000146</a>	180	6	Strate (Pty) Ltd
<a href="#">C000249</a>	128	3	Strate (Pty) Ltd
<a href="#">C000250</a>	127	2	Strate (Pty) Ltd

### LEI Total Data Quality Score Trend

Progress achieved with regard to the continuous optimization of the data quality based on the LEI Total Data Quality Score.



● Total Data Quality Score ▲ Highest LEI Issuer Score ▼ Lowest LEI Issuer Score

### Data Quality Criteria

	Jul	Jun	# Checks	# Failed Records
Accuracy	99.99 %	99.99 %	7	3 (< 0.01 %)
Completeness	99.93 %	99.91 %	1	854 (0.06 %)
Comprehensiveness	100.00 %	100.00 %	2	0 (0 %)
Consistency	99.93 %	99.89 %	16	13,551 (1.09 %)
Currency	99.99 %	99.99 %	1	68 (< 0.01 %)
Integrity	99.99 %	99.99 %	15	7 (< 0.01 %)
Uniqueness	99.99 %	99.99 %	1	109 (< 0.01 %)
Validity	99.99 %	99.99 %	15	229 (0.01 %)

The Data Quality criteria is expected to contain 12 dimensions. Currently a subset of 8 criteria is implemented, to the detriment of the score, as they are averaged on all of them. This is expected to change, on a nonfixed timeline, to include all 12 dimensions.

## Quality Maturity Level

Average maturity level: 0.99

Jul 6/32 (18 %)	Jul 4/32 (12 %)	Jul 4/32 (12 %)
Jun 4/32 (12 %)	Jun 2/32 (6 %)	Jun 2/32 (6 %)
May 4/32 (12 %)	May 4/32 (12 %)	May 4/32 (12 %)
LEI issuers achieving maturity level 1	LEI issuers achieving maturity level 2	LEI issuers achieving maturity level 3
L1 Required quality	L2 Expected quality	L3 Excellent quality

## Statistics

Totals	Values
Total LEI records	1,242,095 (+1.70 %)
New issued LEIs	19,951 (-16.17 %)
Renewed LEIs	29,016 (+10.58 %)
New lapsed LEIs *	7,278 (+1.56 %)
Countries	223 (+/- 0 %)
LEI Issuers	32 (+/- 0 %)

Level 2 Info	Values
LEIs with LEI parent relationships	82,487 (+2.19 %)
LEIs with complete parent information	1,043,119 (-6.51 %)

Duplicates	Values
Total LEIs marked as duplicate **	3,057 (+1.76 %)
Duplicate percentage of total LEI records	< 1 % (+0.06 %)
LEIs marked as duplicate this month	63 (-1.56 %)

Challenges	Values
Challenges this month	225 (-32.83 %)
Duplicates found this month	31 (+34.78 %)
Updates to entity information this month	104 (-39.18 %)

\* Please see our Business Report [www.gleif.org/business-reports](http://www.gleif.org/business-reports) for detailed information around lapsed LEIs.

\*\* RegistrationStatus = DUPLICATE