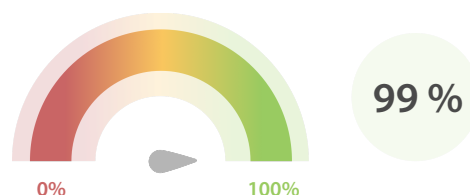


Global LEI Data Quality Report | July 2019

Data Quality Scores

LEI Total Data Quality Score

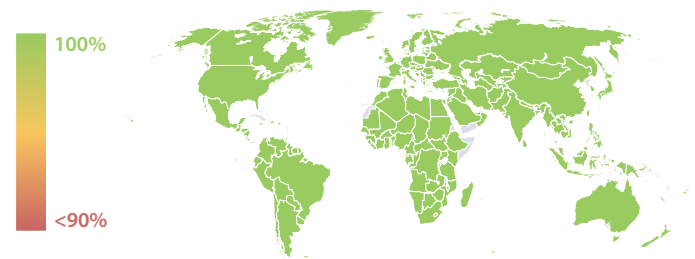
The LEI Total Data Quality Score is calculated as the equal weighted average of the 11 'Data Quality Criteria' listed below.



Summary

The Total Data Quality Score remains stable above 99% in the latest Global LEI Data Quality Report. The number of failed records for checks related to the direct and ultimate parent data collection is further reduced.

Data Quality Heat Map in Covered Countries

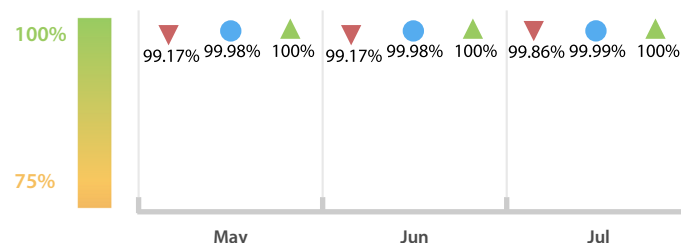


Top 5 Failing Checks

	# Failed Records	# LEI Issuers	LEI Issuer with highest failure ratio
C000291	7,890	23	Strate
C000243	1,847	26	Strate
C000276	239	6	EQS
C000249	160	2	Kamer van Koophandel (KvK)
C000146	102	3	Business Entity Data BV

LEI Total Data Quality Score Trend

Progress achieved with regard to the continuous optimization of the data quality based on the LEI Total Data Quality Score.



● Total Data Quality Score ▲ Highest LEI Issuer Score ▼ Lowest LEI Issuer Score

Data Quality Criteria

	Jul	Jun	# Checks	# Failed Records
Accessibility	100.00 %	100.00 %	1	0 (0 %)
Accuracy	99.99 %	99.99 %	8	1 (< 0.01 %)
Completeness	99.95 %	99.95 %	3	1,891 (0.12 %)
Comprehensiveness	100.00 %	100.00 %	2	0 (0 %)
Consistency	99.97 %	99.96 %	21	8,124 (0.55 %)
Currency	99.99 %	99.99 %	1	78 (< 0.01 %)
Integrity	99.99 %	99.99 %	18	4 (< 0.01 %)
Provenance	99.98 %	99.89 %	1	239 (0.01 %)
Representation	100.00 %	100.00 %	2	0 (0 %)
Uniqueness	99.99 %	99.99 %	2	7 (< 0.01 %)
Validity	99.99 %	99.99 %	15	211 (0.01 %)

The Data Quality criteria is expected to contain 12 dimensions. Currently a subset of 11 criteria is implemented, to the detriment of the score, as they are averaged on all of them. This is expected to change, on a nonfixed timeline, to include all 12 dimensions.

Quality Maturity Level

Average maturity level: 0.99

Jul 27/33 (81 %)	Jul 5/33 (15 %)	Jul 4/33 (12 %)
Jun 29/33 (87 %)	Jun 6/33 (18 %)	Jun 5/33 (15 %)
May 24/33 (72 %)	May 5/33 (15 %)	May 5/33 (15 %)
LEI issuers achieving maturity level 1	LEI issuers achieving maturity level 2	LEI issuers achieving maturity level 3
L1 Required quality	L2 Expected quality	L3 Excellent quality

Statistics

Totals	Values
Total LEI records	1,458,621 (+1.02 %)
New issued LEIs	14,370 (-5.96 %)
Renewed LEIs	43,429 (+3.91 %)
New lapsed LEIs *	11,592 (-14.18 %)
Countries	224 (+/- 0 %)
LEI Issuers	33 (+/- 0 %)

Level 2 Info	Values
LEIs with LEI parent relationships	109,703 (+1.87 %)
LEIs with complete parent information	1,264,688 (+1.14 %)

Duplicates	Values
Total LEIs marked as duplicate **	3,977 (+2.42 %)
Duplicate percentage of total LEI records	< 1 % (+1.38 %)
LEIs marked as duplicate this month	118 (+8.25 %)

Challenges	Values
Challenges this month	370 (+14.55 %)
Duplicates found this month	84 (+3.70 %)
Updates to entity information this month	135 (+4.65 %)

* Please see our Business Report www.gleif.org/business-reports for detailed information around lapsed LEIs.

** RegistrationStatus = DUPLICATE