

## Data Quality Scores

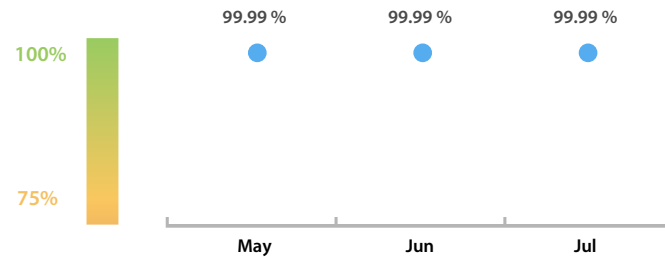
### LEI Issuer Total Data Quality Score

The LEI Issuer Total Data Quality Score is calculated as the equal weighted average of the 11 'Data Quality Criteria'.




### LEI Issuer Total Data Quality Score Trend

Progress achieved with regard to the continuous optimization of the data quality based on the LEI Issuer Total Data Quality Score.



### LEI Issuer Data Quality (●) against LEI Pool Average (■)



### Data Quality in Covered Countries



### Top 5 Failing Checks

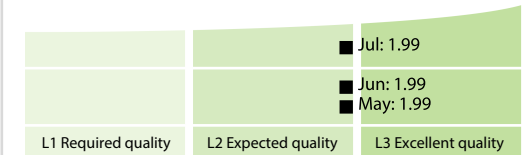
	# Failed Records	Check description
<a href="#">C000281</a>	88	The country or subdivision of ...
<a href="#">C000146</a>	10	NextRenewalDate >= ContentDate ...
<a href="#">C000291</a>	9	If the ultimate parent is public: Th...
<a href="#">C000243</a>	2	This LEI must not have any parent ...
<a href="#">C000263</a>	1	They must be managed by the same LOU t...

### Data Quality Criteria

	Jul	Jun	# Checks	# Failed Records
Accessibility	100.00 %	100.00 %	1	0 (0 %)
Accuracy	100.00 %	100.00 %	8	0 (0 %)
Completeness	99.99 %	99.98 %	3	2 (0.02 %)
Comprehensiveness	100.00 %	100.00 %	2	0 (0 %)
Consistency	99.93 %	99.93 %	21	98 (1.32 %)
Currency	100.00 %	100.00 %	1	0 (0 %)
Integrity	100.00 %	100.00 %	18	0 (0 %)
Provenance	100.00 %	100.00 %	1	0 (0 %)
Representation	100.00 %	100.00 %	2	0 (0 %)
Uniqueness	100.00 %	100.00 %	2	0 (0 %)
Validity	99.99 %	100.00 %	15	10 (0.13 %)

The Data Quality criteria is expected to contain 12 dimensions. Currently a subset of 11 criteria is implemented, to the detriment of the score, as they are averaged on all of them. This is expected to change, on a nonfixed timeline, to include all 12 dimensions.

## Quality Maturity Level



## Statistics

Totals	Values
Managed LEIs	7,401 (+0.74 %)
Active entities managed	7,213 (+0.57 %)
Inactive entities managed	188 (+8.04 %)
Covered countries	3 (+/-0 %)
New lapsed LEIs *	53 (-22.05 %)

Level 2 Info	Values
LEIs with LEI parent relationships	356 (+2.59 %)
LEIs with complete parent information	7,208 (+0.64 %)

Duplicates	Values
Total LEIs marked as duplicate **	20 (+/-0 %)
Duplicate percentage of managed LEIs	< 1 % (-0.74 %)

Challenges	Values
Challenges this month	0 (+/-0 %)
Duplicates found this month	0 (-100.00 %)
Updates to entity information this month	0 (+/-0 %)

Files	Values
No. of days per month with CDF-compliant file uploads	31 / 31 (+/-0 %)

\* Please see our Business Report [www.gleif.org/business-reports](http://www.gleif.org/business-reports) for detailed information around lapsed LEIs.

\*\* RegistrationStatus = DUPLICATE