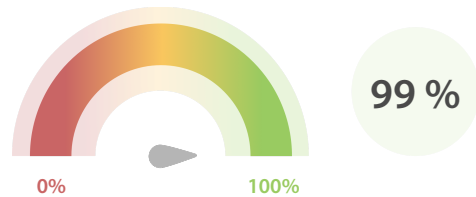


## Data Quality Scores

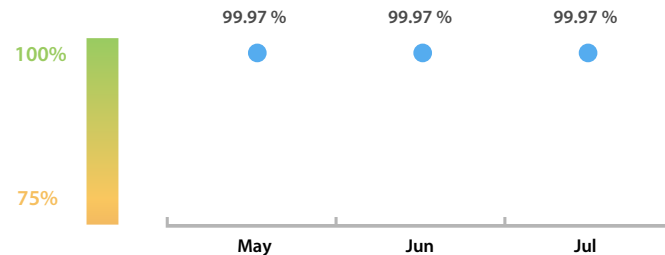
### LEI Issuer Total Data Quality Score

The LEI Issuer Total Data Quality Score is calculated as the equal weighted average of the 11 'Data Quality Criteria'.




### LEI Issuer Total Data Quality Score Trend

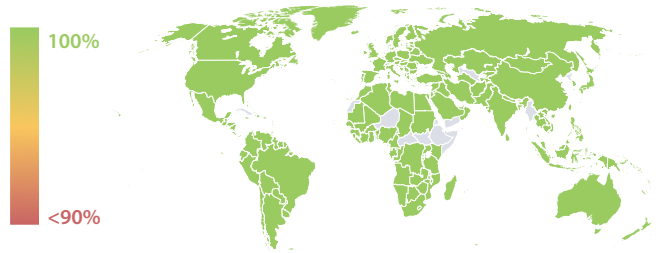
Progress achieved with regard to the continuous optimization of the data quality based on the LEI Issuer Total Data Quality Score.



### LEI Issuer Data Quality (●) against LEI Pool Average (■)



### Data Quality in Covered Countries



### Top 5 Failing Checks

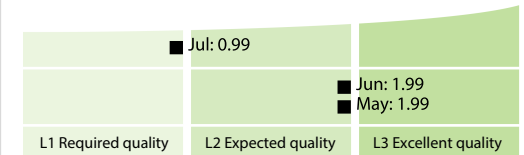
	# Failed Records	Check description
<a href="#">C000291</a>	6,214	If the ultimate parent is public: Th...
<a href="#">C000243</a>	1,892	This LEI must not have any parent ...
<a href="#">C000276</a>	145	RegistrationAuthorityEntity...
<a href="#">C000271</a>	73	It is different from LegalName.
<a href="#">C000262</a>	4	Relationships' NextRenewalDat...

### Data Quality Criteria

	Jul	Jun	# Checks	# Failed Records
Accessibility	100.00 %	100.00 %	1	0 (0 %)
Accuracy	100.00 %	100.00 %	8	0 (0 %)
Completeness	99.86 %	99.86 %	3	1,897 (0.40 %)
Comprehensiveness	100.00 %	100.00 %	2	0 (0 %)
Consistency	99.93 %	99.93 %	21	6,217 (1.33 %)
Currency	99.98 %	99.98 %	1	73 (0.01 %)
Integrity	100.00 %	100.00 %	18	0 (0 %)
Provenance	99.96 %	99.96 %	1	145 (0.03 %)
Representation	100.00 %	100.00 %	2	0 (0 %)
Uniqueness	99.99 %	99.99 %	2	1 (< 0.01 %)
Validity	99.99 %	99.99 %	15	1 (< 0.01 %)

The Data Quality criteria is expected to contain 12 dimensions. Currently a subset of 11 criteria is implemented, to the detriment of the score, as they are averaged on all of them. This is expected to change, on a nonfixed timeline, to include all 12 dimensions.

## Quality Maturity Level



## Statistics

Totals	Values
Managed LEIs	464,999 (+0.37 %)
Active entities managed	452,297 (+0.35 %)
Inactive entities managed	12,702 (+0.99 %)
Covered countries	213 (+/-0 %)
New lapsed LEIs *	5,365 (+9.55 %)

Level 2 Info	Values
LEIs with LEI parent relationships	50,764 (+0.56 %)
LEIs with complete parent information	351,300 (+0.43 %)

Duplicates	Values
Total LEIs marked as duplicate **	2,649 (+0.60 %)
Duplicate percentage of managed LEIs	< 1 % (+0.23 %)

Challenges	Values
Challenges this month	9 (-52.63 %)
Duplicates found this month	15 (> 100 %)
Updates to entity information this month	51 (-1.92 %)

Files	Values
No. of days per month with CDF-compliant file uploads	31 / 31 (+/-0 %)

\* Please see our Business Report [www.gleif.org/business-reports](http://www.gleif.org/business-reports) for detailed information around lapsed LEIs.

\*\* RegistrationStatus = DUPLICATE