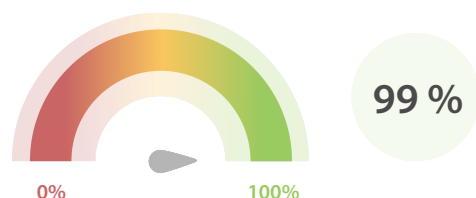


Global LEI Data Quality Report | July 2020

Data Quality Scores

LEI Total Data Quality Score

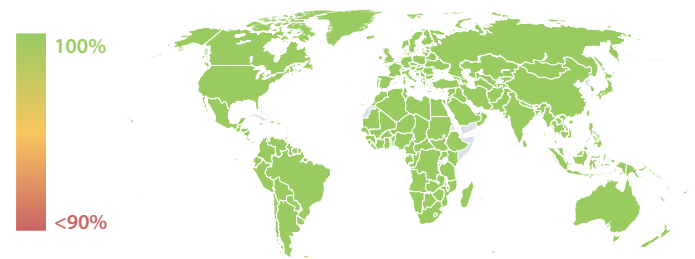
The LEI Total Data Quality Score is calculated as the equal weighted average of the 11 'Data Quality Criteria' listed below.



Summary

The assessment conducted on 31 July 2020 shows that 33 out of 36 LEI Issuers continue to achieve the required data quality. Compared to the previous month, the number of LEI Issuers achieving maturity level 2 and 3 further increased so that now 41% of LEI Issuers reach expected quality and 27% excellent quality for their full portfolio.

Data Quality Heat Map in Covered Countries

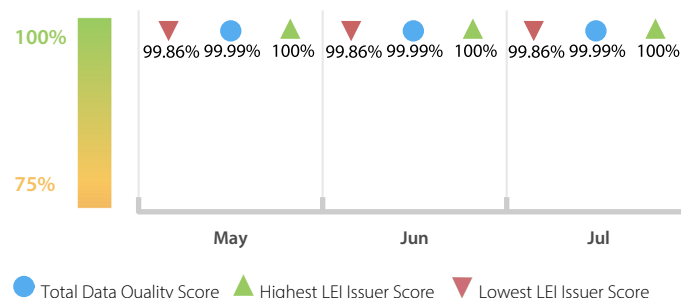


Top 5 Failing Checks

	# Failed Records	# LEI Issuers	LEI Issuer with highest failure ratio
C000291	7,338	21	Strate
C000243	2,177	20	Strate
C000276	237	7	EQS
C000281	117	3	Federal Statistical Of...
C000249	97	1	Kamer van Koophandel ...

LEI Total Data Quality Score Trend

Progress achieved with regard to the continuous optimization of the data quality based on the LEI Total Data Quality Score.



Data Quality Criteria

	Jul	Jun	# Checks	# Failed Records
Accessibility	100.00 %	100.00 %	1	0 (0 %)
Accuracy	99.99 %	100.00 %	8	1 (< 0.01 %)
Completeness	99.95 %	99.95 %	3	2,181 (0.12 %)
Comprehensiveness	100.00 %	100.00 %	2	0 (0 %)
Consistency	99.97 %	99.97 %	21	7,556 (0.44 %)
Currency	99.99 %	99.99 %	1	73 (< 0.01 %)
Integrity	100.00 %	100.00 %	18	0 (0 %)
Provenance	99.98 %	99.98 %	1	237 (0.01 %)
Representation	100.00 %	100.00 %	2	0 (0 %)
Uniqueness	99.99 %	99.99 %	2	2 (< 0.01 %)
Validity	99.99 %	99.99 %	15	19 (< 0.01 %)

The Data Quality criteria is expected to contain 12 dimensions. Currently a subset of 11 criteria is implemented, to the detriment of the score, as they are averaged on all of them. This is expected to change, on a nonfixed timeline, to include all 12 dimensions.

Quality Maturity Level

Average maturity level: 0.99

Jul 33/36 (91 %)	Jul 15/36 (41 %)	Jul 10/36 (27 %)
Jun 33/35 (94 %)	Jun 14/35 (40 %)	Jun 9/35 (25 %)
May 35/35 (100 %)	May 10/35 (28 %)	May 8/35 (22 %)
LEI issuers achieving maturity level 1	LEI issuers achieving maturity level 2	LEI issuers achieving maturity level 3
L1 Required quality	L2 Expected quality	L3 Excellent quality

Statistics

Totals	Values
Total LEI records	1,685,721 (+1.00 %)
New issued LEIs	16,511 (-1.70 %)
Renewed LEIs	55,262 (+10.36 %)
New lapsed LEIs *	13,584 (-1.22 %)
Countries	224 (-0.44 %)
LEI Issuers	36 (+2.85 %)

Level 2 Info	Values
LEIs with LEI parent relationships	126,554 (+0.76 %)
LEIs with complete parent information	1,477,032 (+1.09 %)

Duplicates	Values
Total LEIs marked as duplicate **	4,523 (+0.84 %)
Duplicate percentage of total LEI records	< 1 % (-0.15 %)
LEIs marked as duplicate this month	62 (+40.90 %)

Challenges	Values
Challenges this month	10 (-66.66 %)
Duplicates found this month	25 (+66.66 %)
Updates to entity information this month	91 (-13.33 %)

* Please see our Business Report www.gleif.org/business-reports for detailed information around lapsed LEIs.

** RegistrationStatus = DUPLICATE